

OPEN -- Overall Stage Results**2012 MMC Rd1**

Printed February 19, 2012 at 20:08

**Stage 1 -- Stage 1**

	PTS	TIME	HIT FACTOR	STAGE POINTS	STAGE PERCENT	COMPETITOR # Name
1	115	8.65	13.2948	125.0000	100.00	47 HO, ALLEN
2	121	9.37	12.9136	121.4155	97.13	86 Suen, Harvey
3	123	9.66	12.7329	119.7171	95.77	43 Lau, Yiu Fung Joe
4	123	9.72	12.6543	118.9781	95.18	54 Yung, HonPor Ball
5	117	9.43	12.4072	116.6548	93.32	144 Lam, See Ho Kelvin
6	109	9.22	11.8221	111.1537	88.92	41 Sum, Ka Chun Sam
7	117	10.10	11.5842	108.9163	87.13	148 Hung, Wai Ching
8	115	10.11	11.3749	106.9486	85.56	3 Kwok, Kwun Wan Lewis
9	117	10.32	11.3372	106.5944	85.28	11 Lo, Kwok Fai
10	105	9.33	11.2540	105.8122	84.65	111 Fan, Chun Man
11	121	11.30	10.7080	100.6781	80.54	126 Chan, Sammy
12	121	11.34	10.6702	100.3230	80.26	103 Chan, K.H. Richard
13	111	10.45	10.6220	99.8700	79.90	107 Lo, Ping Sun Benson
14	113	10.81	10.4533	98.2836	78.63	46 Chan, ChiHang Anthony
15	121	11.58	10.4490	98.2438	78.60	127 Chan, FanWing Fred
16	117	11.27	10.3815	97.6091	78.09	179 Ho, Man Bun
17	111	10.84	10.2399	96.2769	77.02	8 Leung, WC Chris
18	109	11.06	9.8553	92.6616	74.13	120 Lai, David
19	111	11.33	9.7970	92.1131	73.69	4 Lau, Chi Wai Wilson
20	117	12.02	9.7338	91.5187	73.21	149 Wong, Barry
21	113	11.67	9.6829	91.0408	72.83	112 Loi, Sai Man Mickey
22	96	10.02	9.5808	90.0807	72.06	9 Li, Ho Chi
23	107	11.18	9.5707	89.9850	71.99	117 Ip, Long Ting
24	119	12.57	9.4670	89.0102	71.21	23 Chan, Kin Wah Jeff
25	109	11.66	9.3482	87.8934	70.31	128 Kwok, NgaLun Alan
26	107	11.58	9.2401	86.8767	69.50	19 Chan, Kin Lun Alex
27	96	10.45	9.1866	86.3740	69.10	6 Lee, Ting Pok Tommy
28	115	12.66	9.0837	85.4068	68.33	168 Choi, Wan Cheong
29	105	11.61	9.0439	85.0326	68.03	132 Koo, Ting Wai David
30	119	13.16	9.0426	85.0197	68.02	110 Ho, KaiChung
31	111	12.32	9.0097	84.7111	67.77	65 Tsang, TingFung Thomas
32	100	11.11	9.0009	84.6280	67.70	105 Li, Man Yin Gabriel
33	88	9.80	8.9796	84.4277	67.54	129 Law, Lap Kay Vance
34	95	10.59	8.9707	84.3443	67.48	57 Wong, Chi Wing Joe
35	111	12.42	8.9372	84.0291	67.22	113 Chiu, ShukMing Jacky
36	121	13.58	8.9102	83.7749	67.02	1 Yeung, Lap Kan
37	111	12.50	8.8800	83.4913	66.79	37 Lee, Cham Fung
38	109	12.39	8.7974	82.7149	66.17	140 Cheung, Yat Lun
39	123	14.51	8.4769	79.7014	63.76	29 Ng, Wai Ming
40	115	13.62	8.4435	79.3869	63.51	180 Wong, Chi Wai
41	102	12.30	8.2927	77.9692	62.38	7 Liu, Ka Chun
42	109	13.39	8.1404	76.5375	61.23	106 Lai, Kim Wai

OPEN -- Overall Stage Results

2012 MMC Rd1

Printed February 19, 2012 at 20:08




Stage 1 -- Stage 1

	PTS	TIME	HIT FACTOR	STAGE POINTS	STAGE PERCENT	COMPETITOR # Name
43	96	11.94	8.0402	75.5954	60.48	157 Lau, Kwok Fai
44	121	15.07	8.0292	75.4919	60.39	116 Leung, Ming Hong Denis
45	121	15.37	7.8725	74.0184	59.21	87 Law, Tsz Chun Sky
46	88	11.58	7.5993	71.4500	57.16	64 Tam, YuSing Frankie
47	111	14.86	7.4697	70.2316	56.19	17 Chan, Siu Chun Andrew
48	86	11.68	7.3630	69.2283	55.38	114 Ching, HoWan Benny
49	89	12.31	7.2299	67.9767	54.38	51 Choi, Yat Man Curtis
50	84	11.64	7.2165	67.8507	54.28	118 Loo, ChinChun Roger
51	101	14.24	7.0927	66.6868	53.35	119 Wong, Yat Ching Karen
52	88	12.59	6.9897	65.7181	52.57	77 Joel, John M. Ulep
53	96	13.95	6.8817	64.7031	51.76	169 Chung, Wai Lun
54	119	17.36	6.8548	64.4504	51.56	109 Lai, Sai Ho Ricky
55	103	15.29	6.7364	63.3371	50.67	66 Wong, Yan Ki Jacky
56	101	15.45	6.5372	61.4640	49.17	22 Lai, Ka Wai
57	109	17.08	6.3817	60.0022	48.00	104 Yau, Chun Sing Tommy
58	64	18.20	3.5165	33.0626	26.45	102 Chiang, Wai Chun

STANDARD -- Overall Stage Results

2012 MMC Rd1

Printed February 19, 2012 at 20:08




Stage 1 -- Stage 1

	PTS	TIME	HIT FACTOR	STAGE POINTS	STAGE PERCENT	COMPETITOR # Name
1	119	9.28	12.8233	125.0000	100.00	39 Lau, KingLam Warout
2	113	8.85	12.7684	124.4647	99.57	13 Cheung, TK Shortman
3	119	9.87	12.0567	117.5279	94.02	139 Chu, Kai Lam
4	115	9.63	11.9418	116.4079	93.13	164 Sio, Chi Man
5	119	10.38	11.4644	111.7534	89.40	44 Lee, Chi Yin Calvin
6	113	9.88	11.4372	111.4891	89.19	32 Kwan, C L Raymond
7	109	9.73	11.2025	109.2005	87.36	145 Chan, Ho Kee
8	113	10.11	11.1771	108.9528	87.16	134 Leung, Cheuk Hei
9	121	10.85	11.1521	108.7093	86.97	153 Leung, Ping Kei
10	121	10.98	11.0200	107.4222	85.94	141 Chui, ChiPan
11	109	10.18	10.7073	104.3734	83.50	35 Tsang, ChiuYin Felix
12	117	10.98	10.6557	103.8711	83.10	69 Leung, Ka Ming Norris
13	115	11.00	10.4545	101.9099	81.53	173 Chow, SZE SUM
14	107	10.24	10.4492	101.8579	81.49	31 Lam, Lok Ning Anna
15	111	10.79	10.2873	100.2796	80.22	25 Chan, Chi YeungArthur
16	111	10.81	10.2683	100.0941	80.08	70 Kwong, Wing Tak
17	113	11.02	10.2541	99.9558	79.96	161 Fung, Wai Pan
18	117	11.52	10.1563	99.0021	79.20	143 Li, CHUN WAH
19	117	11.55	10.1299	98.7450	79.00	76 Lee, Yin Tai
20	117	11.76	9.9490	96.9817	77.59	42 Chin, Chun Hei
21	107	10.81	9.8982	96.4871	77.19	33 Leung, Yat Lun Terence
22	113	11.54	9.7920	95.4517	76.36	48 Lai, Man Yung
23	119	12.19	9.7621	95.1600	76.13	18 Liu, Yan Yin Terry
24	115	11.94	9.6315	93.8868	75.11	154 Liu, ChiChiu
25	119	12.36	9.6278	93.8511	75.08	71 Chan, Sung Chi
26	121	12.72	9.5126	92.7277	74.18	146 Lee, HON CHEUNG
27	107	11.27	9.4942	92.5488	74.04	16 Ng, Wai Yin Max
28	113	12.02	9.4010	91.6400	73.31	60 Young, WingLai Johnny
29	113	12.03	9.3932	91.5638	73.25	74 Yuen, Man Shun
30	119	12.76	9.3260	90.9091	72.73	24 Ho, Chun Fai
31	119	12.89	9.2320	89.9922	71.99	133 Kwok, Man Kin Roger
32	113	12.38	9.1276	88.9752	71.18	155 Yu, Sau Yan Iris
33	103	11.31	9.1070	88.7740	71.02	97 Wong, Gee Sang Masher
34	123	13.68	8.9912	87.6456	70.12	94 Wong, Siu Fung
35	111	12.38	8.9661	87.4004	69.92	81 Allen, Salonga
36	111	12.41	8.9444	87.1891	69.75	36 Chan, Shu Hung Rocky
37	115	12.96	8.8735	86.4976	69.20	136 Chan, Shing Him
38	111	12.67	8.7609	85.3999	68.32	135 Feng, Chin Kan
39	123	14.19	8.6681	84.4955	67.60	56 Yu, Lap Yin
40	111	12.81	8.6651	84.4666	67.57	79 Rodel, Pacis
41	113	13.09	8.6325	84.1492	67.32	27 Ho, Ka Kit Kevin
42	115	13.40	8.5821	83.6573	66.93	72 Au, Chi Wah

STANDARD -- Overall Stage Results

2012 MMC Rd1

Printed February 19, 2012 at 20:08



Stage 1 -- Stage 1

	PTS	TIME	HIT FACTOR	STAGE POINTS	STAGE PERCENT	COMPETITOR # Name
43	107	12.59	8.4988	82.8455	66.28	10 Mak, Kai Tai Billy
44	117	13.81	8.4721	82.5854	66.07	52 Lee, Man Fei Eric
45	109	12.88	8.4627	82.4939	66.00	142 Lam, Kwun Sing Erik
46	113	13.40	8.4328	82.2024	65.76	165 Chan, Hon Wa
47	117	13.89	8.4233	82.1097	65.69	152 Leung, Axel
48	109	12.98	8.3975	81.8583	65.49	15 Chan, Yiu Ming Max
49	109	13.00	8.3846	81.7324	65.39	62 Kung, Ben
50	119	14.23	8.3626	81.5179	65.21	95 Leung, Wai Yip
51	117	14.10	8.2979	80.8868	64.71	96 Kung, Wing Fai Simon
52	115	13.95	8.2437	80.3590	64.29	92 Ng, Kwok Wai Ringo
53	117	14.23	8.2221	80.1479	64.12	99 Ng, Siu Chung Paul
54	111	13.53	8.2040	79.9717	63.98	158 Tam, Chun Yiu
55	119	14.56	8.1731	79.6703	63.74	147 Tse, Kwok Yuen
56	111	13.62	8.1498	79.4432	63.55	131 Chan, George
57	119	14.67	8.1118	79.0729	63.26	2 Ng, HonFai Ambromas
58	125	15.53	8.0489	78.4602	62.77	58 Wong, Wai Lun William
59	113	14.24	7.9354	77.3534	61.88	150 Wan, Chiu Chung
60	81	10.25	7.9024	77.0322	61.63	20 Yau, Sze Ming Will
61	96	12.15	7.9012	77.0204	61.62	50 Ip, Lawrence
62	102	12.92	7.8947	76.9571	61.57	12 Cheung, Kam Tak Francis
63	113	14.49	7.7985	76.0188	60.82	49 Leung, Ka Ho Jerry
64	115	14.79	7.7755	75.7950	60.64	98 Wong, Fingerprint
65	111	14.38	7.7191	75.2446	60.20	63 Ng, Wah She
66	113	14.74	7.6662	74.7295	59.78	14 Tsang, Tsz Hin Sky
67	123	16.62	7.4007	72.1415	57.71	53 Wong, Ka Chun Donald
68	109	14.77	7.3798	71.9378	57.55	61 Kwan, Siu Hei Danny
69	117	15.93	7.3446	71.5947	57.28	122 Tsoi, Wing Fong Jason
70	111	15.14	7.3316	71.4674	57.17	21 Hui, Caeli
71	109	14.89	7.3203	71.3580	57.09	55 Cheung, Chin Tung James
72	107	14.86	7.2005	70.1901	56.15	175 Lam, Yin Pok
73	121	16.90	7.1598	69.7926	55.83	174 Ma, Tin Yau
74	111	15.52	7.1521	69.7176	55.77	166 Chan, Elvis
75	105	14.83	7.0802	69.0175	55.21	115 Chui, YeeNing Shirley
76	121	17.13	7.0636	68.8556	55.08	130 Tse, Tat Chi
77	117	16.70	7.0060	68.2937	54.63	125 Chor, Chun Hay Elvis
78	119	17.00	7.0000	68.2353	54.59	28 Wong, Kwok Kit
79	121	17.32	6.9861	68.1002	54.48	101 Chong, Kwok Wai
80	105	15.15	6.9307	67.5597	54.05	59 Hung, Ping Ki Norman
81	109	16.11	6.7660	65.9541	52.76	156 Leung, Cho FungCharson
82	109	16.15	6.7492	65.7908	52.63	138 Chan, Wai Yin
83	111	16.68	6.6547	64.8691	51.90	75 Pun, Joseph
84	88	13.54	6.4993	63.3541	50.68	26 Tiu, Tak Ming Randal

STANDARD -- Overall Stage Results

2012 MMC Rd1

Printed February 19, 2012 at 20:08



Stage 1 -- Stage 1

	PTS	TIME	HIT FACTOR	STAGE POINTS	STAGE PERCENT	COMPETITOR # Name
85	80	12.68	6.3091	61.5009	49.20	78 Emilio, Rivera
86	98	15.66	6.2580	61.0022	48.80	34 Kam, ChunPong Adrain
87	105	17.18	6.1118	59.5768	47.66	176 Lai, Chi Yin
88	111	18.19	6.1023	59.4842	47.59	83 Mary, Ann Agsunod
89	125	21.23	5.8879	57.3946	45.92	93 Hung, Lik Hang Gary
90	123	25.22	4.8771	47.5413	38.03	121 Chan, Ming Kit Alex
91	125	25.76	4.8525	47.3015	37.84	123 Cheung, Tak Wai Helen
92	104	21.77	4.7772	46.5678	37.25	172 Lee, WAI LOK
93	69	14.62	4.7196	46.0058	36.80	100 Ho, Ka Chun
94	98	21.20	4.6226	45.0610	36.05	178 Leung, Wai Hang
95	47	10.57	4.4465	43.3445	34.68	151 Hung, Wing Keung
96	87	22.32	3.8978	37.9958	30.40	84 John, Ka Hei
97	119	33.91	3.5093	34.2082	27.37	124 Tsoi, Yuet Hei Lan

PRODUCTION -- Overall Stage Results

2012 MMC Rd1

Printed February 19, 2012 at 20:08



Stage 1 -- Stage 1

	PTS	TIME	HIT FACTOR	STAGE POINTS	STAGE PERCENT	COMPETITOR # Name
1	115	11.35	10.1322	125.0000	100.00	67 Lee, Chun Hung Ryu
2	109	11.71	9.3083	114.8359	91.87	91 Suen, SheungTak Dick
3	94	10.70	8.7850	108.3807	86.70	88 Ng, Man Kai Chris
4	109	12.93	8.4300	104.0006	83.20	171 Hui, CHUN CHUNG
5	107	13.59	7.8734	97.1342	77.71	90 Leung, Wai Hang Cyl
6	115	15.26	7.5360	92.9718	74.38	89 Ng, Chi ChungGeorge
7	75	12.91	5.8095	71.6709	57.34	68 Yee, ChiLeung Wilson
8	109	20.93	5.2078	64.2488	51.40	137 Lee, Kin Fung

OPEN -- Overall Stage Results**2012 MMC Rd1**

Printed February 19, 2012 at 20:08

**Stage 2 -- Stage 2**

	PTS	TIME	HIT FACTOR	STAGE POINTS	STAGE PERCENT	COMPETITOR # Name
1	133	11.81	11.2616	145.0000	100.00	43 Lau, Yiu Fung Joe
2	135	12.66	10.6635	137.2987	94.69	144 Lam, See Ho Kelvin
3	135	12.74	10.5965	136.4365	94.09	41 Sum, Ka Chun Sam
4	141	13.83	10.1952	131.2693	90.53	11 Lo, Kwok Fai
5	123	12.22	10.0655	129.5986	89.38	104 Yau, Chun Sing Tommy
6	131	13.18	9.9393	127.9741	88.26	111 Fan, Chun Man
7	139	14.07	9.8792	127.2000	87.72	3 Kwok, Kwun Wan Lewis
8	139	14.10	9.8582	126.9293	87.54	148 Hung, Wai Ching
9	137	14.31	9.5737	123.2671	85.01	51 Choi, Yat Man Curtis
10	120	12.72	9.4340	121.4676	83.77	9 Li, Ho Chi
11	131	14.02	9.3438	120.3066	82.97	6 Lee, Ting Pok Tommy
12	133	14.24	9.3399	120.2563	82.94	116 Leung, Ming Hong Denis
13	137	14.86	9.2194	118.7047	81.87	126 Chan, Sammy
14	135	14.97	9.0180	116.1123	80.08	4 Lau, Chi Wai Wilson
15	137	15.28	8.9660	115.4419	79.62	107 Lo, Ping Sun Benson
16	123	13.72	8.9650	115.4296	79.61	23 Chan, Kin Wah Jeff
17	109	12.20	8.9344	115.0358	79.34	47 HO, ALLEN
18	125	14.14	8.8402	113.8222	78.50	112 Loi, Sai Man Mickey
19	122	13.88	8.7896	113.1714	78.05	86 Suen, Harvey
20	145	16.74	8.6619	111.5267	76.91	127 Chan, FanWing Fred
21	129	14.92	8.6461	111.3236	76.77	8 Leung, WC Chris
22	104	12.10	8.5950	110.6660	76.32	46 Chan, ChiHang Anthony
23	135	15.96	8.4586	108.9098	75.11	129 Law, Lap Kay Vance
24	131	15.50	8.4516	108.8193	75.05	19 Chan, Kin Lun Alex
25	133	15.84	8.3965	108.1092	74.56	120 Lai, David
26	135	16.10	8.3851	107.9628	74.46	128 Kwok, NgaLun Alan
27	112	13.36	8.3832	107.9389	74.44	140 Cheung, Yat Lun
28	125	14.97	8.3500	107.5114	74.15	169 Chung, Wai Lun
29	118	14.40	8.1944	105.5081	72.76	157 Lau, Kwok Fai
30	119	14.55	8.1787	105.3053	72.62	114 Ching, HoWan Benny
31	137	16.81	8.1499	104.9347	72.37	179 Ho, Man Bun
32	135	16.63	8.1179	104.5220	72.08	113 Chiu, ShukMing Jacky
33	118	14.86	7.9408	102.2420	70.51	117 Ip, Long Ting
34	101	12.78	7.9030	101.7552	70.18	54 Yung, HonPor Ball
35	131	17.02	7.6968	99.1010	68.35	110 Ho, KaiChung
36	133	17.30	7.6879	98.9855	68.27	22 Lai, Ka Wai
37	127	16.57	7.6645	98.6842	68.06	64 Tam, YuSing Frankie
38	133	17.43	7.6305	98.2473	67.76	7 Liu, Ka Chun
39	133	17.60	7.5568	97.2983	67.10	1 Yeung, Lap Kan
40	105	14.09	7.4521	95.9499	66.17	103 Chan, K.H. Richard
41	141	19.00	7.4211	95.5502	65.90	29 Ng, Wai Ming
42	120	16.24	7.3892	95.1396	65.61	168 Choi, Wan Cheong

OPEN -- Overall Stage Results

2012 MMC Rd1

Printed February 19, 2012 at 20:08




Stage 2 -- Stage 2

	PTS	TIME	HIT FACTOR	STAGE POINTS	STAGE PERCENT	COMPETITOR # Name
43	114	15.44	7.3834	95.0657	65.56	149 Wong, Barry
44	122	16.63	7.3361	94.4569	65.14	17 Chan, Siu Chun Andrew
45	139	18.97	7.3274	94.3439	65.06	106 Lai, Kim Wai
46	129	17.97	7.1786	92.4289	63.74	77 Joel, John M. Ulep
47	122	17.79	6.8578	88.2979	60.90	65 Tsang, TingFung Thomas
48	122	17.80	6.8539	88.2482	60.86	180 Wong, Chi Wai
49	115	17.48	6.5789	84.7077	58.42	37 Lee, Cham Fung
50	100	15.23	6.5660	84.5408	58.30	57 Wong, Chi Wing Joe
51	102	16.05	6.3551	81.8260	56.43	66 Wong, Yan Ki Jacky
52	125	19.80	6.3131	81.2851	56.06	87 Law, Tsz Chun Sky
53	83	13.94	5.9541	76.6623	52.87	105 Li, Man Yin Gabriel
54	109	18.68	5.8351	75.1304	51.81	109 Lai, Sai Ho Ricky
55	106	19.59	5.4109	69.6687	48.05	118 Loo, ChinChun Roger
56	100	19.19	5.2110	67.0952	46.27	119 Wong, Yat Ching Karen
57	95	20.24	4.6937	60.4337	41.68	132 Koo, Ting Wai David
58	79	17.88	4.4183	56.8887	39.23	102 Chiang, Wai Chun

STANDARD -- Overall Stage Results

2012 MMC Rd1

Printed February 19, 2012 at 20:08



Stage 2 -- Stage 2

	PTS	TIME	HIT FACTOR	STAGE POINTS	STAGE PERCENT	COMPETITOR # Name
1	141	12.57	11.2172	145.0000	100.00	39 Lau, KingLam Warout
2	135	12.20	11.0656	143.0402	98.65	13 Cheung, TK Shortman
3	135	12.76	10.5799	136.7626	94.32	145 Chan, Ho Kee
4	131	12.39	10.5730	136.6734	94.26	139 Chu, Kai Lam
5	129	13.25	9.7358	125.8514	86.79	161 Fung, Wai Pan
6	137	14.09	9.7232	125.6880	86.68	151 Hung, Wing Keung
7	135	14.06	9.6017	124.1174	85.60	70 Kwong, Wing Tak
8	133	13.86	9.5960	124.0431	85.55	33 Leung, Yat Lun Terence
9	139	14.52	9.5730	123.7463	85.34	141 Chui, ChiPan
10	141	15.08	9.3501	120.8654	83.36	71 Chan, Sung Chi
11	118	12.71	9.2840	120.0109	82.77	32 Kwan, C L Raymond
12	135	14.71	9.1774	118.6329	81.82	154 Liu, ChiChiu
13	125	13.70	9.1241	117.9434	81.34	69 Leung, Ka Ming Norris
14	137	15.03	9.1151	117.8272	81.26	146 Lee, HON CHEUNG
15	124	13.68	9.0643	117.1709	80.81	153 Leung, Ping Kei
16	131	14.73	8.8934	114.9616	79.28	25 Chan, Chi YeungArthur
17	129	14.57	8.8538	114.4496	78.93	55 Cheung, Chin Tung James
18	129	14.66	8.7995	113.7470	78.45	15 Chan, Yiu Ming Max
19	139	15.80	8.7975	113.7213	78.43	12 Cheung, Kam Tak Francis
20	110	12.63	8.7094	112.5832	77.64	20 Yau, Sze Ming Will
21	125	14.49	8.6266	111.5131	76.91	10 Mak, Kai Tai Billy
22	133	15.55	8.5531	110.5619	76.25	76 Lee, Yin Tai
23	133	15.57	8.5421	110.4199	76.15	42 Chin, Chun Hei
24	122	14.41	8.4663	109.4410	75.48	164 Sio, Chi Man
25	129	15.49	8.3280	107.6521	74.24	79 Rodel, Pacis
26	137	16.52	8.2930	107.2000	73.93	62 Kung, Ben
27	141	17.01	8.2892	107.1517	73.90	175 Lam, Yin Pok
28	139	16.80	8.2738	106.9522	73.76	96 Kung, Wing Fai Simon
29	135	16.37	8.2468	106.6030	73.52	152 Leung, Axel
30	131	15.91	8.2338	106.4352	73.40	21 Hui, Caeli
31	129	15.71	8.2113	106.1445	73.20	24 Ho, Chun Fai
32	141	17.45	8.0802	104.4498	72.03	14 Tsang, Tsz Hin Sky
33	133	16.78	7.9261	102.4575	70.66	36 Chan, Shu Hung Rocky
34	124	15.65	7.9233	102.4216	70.64	48 Lai, Man Yung
35	133	16.86	7.8885	101.9714	70.33	143 Li, CHUN WAH
36	133	16.95	7.8466	101.4299	69.95	122 Tsoi, Wing Fong Jason
37	131	16.70	7.8443	101.4002	69.93	173 Chow, SZE SUM
38	120	15.36	7.8125	100.9890	69.65	150 Wan, Chiu Chung
39	139	17.85	7.7871	100.6609	69.42	74 Yuen, Man Shun
40	131	16.83	7.7837	100.6170	69.39	155 Yu, Sau Yan Iris
41	137	17.62	7.7753	100.5076	69.32	34 Kam, ChunPong Adrain
42	129	16.68	7.7338	99.9719	68.95	135 Feng, Chin Kan

STANDARD -- Overall Stage Results

2012 MMC Rd1

Printed February 19, 2012 at 20:08



Stage 2 -- Stage 2

	PTS	TIME	HIT FACTOR	STAGE POINTS	STAGE PERCENT	COMPETITOR # Name
43	125	16.18	7.7256	99.8655	68.87	167 Chang, Chi Keong
44	122	15.81	7.7166	99.7498	68.79	81 Allen, Salonga
45	121	15.69	7.7119	99.6889	68.75	165 Chan, Hon Wa
46	105	13.75	7.6364	98.7122	68.08	44 Lee, Chi Yin Calvin
47	135	17.91	7.5377	97.4366	67.20	18 Liu, Yan Yin Terry
48	123	16.44	7.4818	96.7136	66.70	61 Kwan, Siu Hei Danny
49	137	18.51	7.4014	95.6750	65.98	28 Wong, Kwok Kit
50	133	18.03	7.3766	95.3543	65.76	92 Ng, Kwok Wai Ringo
51	129	17.55	7.3504	95.0160	65.53	50 Ip, Lawrence
52	123	16.74	7.3477	94.9804	65.50	31 Lam, Lok Ning Anna
53	121	16.47	7.3467	94.9677	65.49	72 Au, Chi Wah
54	121	16.50	7.3333	94.7950	65.38	134 Leung, Cheuk Hei
55	110	15.06	7.3041	94.4174	65.12	26 Tiu, Tak Ming Randal
56	129	17.70	7.2881	94.2108	64.97	99 Ng, Siu Chung Paul
57	103	14.19	7.2586	93.8294	64.71	35 Tsang, Chiu Yin Felix
58	131	18.21	7.1938	92.9920	64.13	115 Chui, Yee Ning Shirley
59	121	16.95	7.1386	92.2784	63.64	101 Chong, Kwok Wai
60	127	17.99	7.0595	91.2550	62.93	147 Tse, Kwok Yuen
61	129	18.52	6.9654	90.0395	62.10	166 Chan, Elvis
62	127	18.26	6.9551	89.9057	62.00	59 Hung, Ping Ki Norman
63	135	19.68	6.8598	88.6733	61.15	56 Yu, Lap Yin
64	143	20.93	6.8323	88.3184	60.91	58 Wong, Wai Lun William
65	125	18.43	6.7824	87.6736	60.46	83 Mary, Ann Agsunod
66	139	20.53	6.7706	87.5205	60.36	53 Wong, Ka Chun Donald
67	139	20.54	6.7673	87.4779	60.33	93 Hung, Lik Hang Gary
68	111	16.66	6.6627	86.1256	59.40	2 Ng, Hon Fai Ambromas
69	116	17.59	6.5947	85.2464	58.79	95 Leung, Wai Yip
70	106	16.12	6.5757	85.0012	58.62	16 Ng, Wai Yin Max
71	125	19.08	6.5514	84.6868	58.40	63 Ng, Wah She
72	111	17.07	6.5026	84.0569	57.97	133 Kwok, Man Kin Roger
73	108	16.61	6.5021	84.0501	57.97	136 Chan, Shing Him
74	131	20.24	6.4723	83.6652	57.70	97 Wong, Gee Sang Masher
75	101	15.87	6.3642	82.2676	56.74	156 Leung, Cho Fung Charson
76	126	20.37	6.1856	79.9583	55.14	130 Tse, Tat Chi
77	133	21.51	6.1832	79.9274	55.12	60 Young, Wing Lai Johnny
78	131	21.39	6.1244	79.1671	54.60	125 Chor, Chun Hay Elvis
79	123	20.12	6.1133	79.0244	54.50	131 Chan, George
80	118	19.31	6.1108	78.9921	54.48	52 Lee, Man Fei Eric
81	128	21.25	6.0235	77.8637	53.70	94 Wong, Siu Fung
82	108	18.01	5.9967	77.5165	53.46	78 Emilio, Rivera
83	131	22.33	5.8665	75.8345	52.30	75 Pun, Joseph
84	99	17.20	5.7558	74.4031	51.31	27 Ho, Ka Kit Kevin

STANDARD -- Overall Stage Results

2012 MMC Rd1

Printed February 19, 2012 at 20:08



Stage 2 -- Stage 2

	PTS	TIME	HIT FACTOR	STAGE POINTS	STAGE PERCENT	COMPETITOR # Name
85	135	23.58	5.7252	74.0072	51.04	174 Ma, Tin Yau
86	104	18.38	5.6583	73.1429	50.44	138 Chan, Wai Yin
87	101	18.07	5.5894	72.2516	49.83	142 Lam, Kwun Sing Erik
88	118	21.80	5.4128	69.9696	48.25	49 Leung, Ka Ho Jerry
89	127	23.84	5.3272	68.8623	47.49	121 Chan, Ming Kit Alex
90	101	21.00	4.8095	62.1708	42.88	158 Tam, Chun Yiu
91	119	25.24	4.7147	60.9455	42.03	178 Leung, Wai Hang
92	115	24.77	4.6427	60.0145	41.39	176 Lai, Chi Yin
93	131	29.80	4.3960	56.8250	39.19	123 Cheung, Tak Wai Helen
94	118	27.58	4.2785	55.3060	38.14	100 Ho, Ka Chun
95	109	27.53	3.9593	51.1805	35.30	172 Lee, WAI LOK
96	87	23.51	3.7006	47.8356	32.99	84 John, Ka Hei
97	137	41.97	3.2642	42.1955	29.10	124 Tsoi, Yuet Hei Lan
98	0	0.00	0.0000	0.0000	0.00	98 Wong, Fingerprint

PRODUCTION -- Overall Stage Results

2012 MMC Rd1

Printed February 19, 2012 at 20:08



Stage 2 -- Stage 2

	PTS	TIME	HIT FACTOR	STAGE POINTS	STAGE PERCENT	COMPETITOR # Name
1	133	16.92	7.8605	145.0000	100.00	171 Hui, CHUN CHUNG
2	131	17.90	7.3184	135.0004	93.10	67 Lee, Chun Hung Ryu
3	129	18.13	7.1153	131.2528	90.52	88 Ng, Man Kai Chris
4	135	19.12	7.0607	130.2455	89.82	170 Li, YU PING
5	123	17.78	6.9179	127.6116	88.01	91 Suen, SheungTak Dick
6	121	19.19	6.3054	116.3127	80.22	89 Ng, Chi ChungGeorge
7	93	18.35	5.0681	93.4897	64.48	90 Leung, Wai Hang Cyl
8	133	36.17	3.6771	67.8297	46.78	137 Lee, Kin Fung
9	71	21.37	3.3224	61.2873	42.27	68 Yee, ChiLeung Wilson

OPEN -- Overall Stage Results**2012 MMC Rd1**

Printed February 19, 2012 at 20:08

**Stage 3 -- Stage 3**

	PTS	TIME	HIT FACTOR	STAGE POINTS	STAGE PERCENT	COMPETITOR # Name
1	90	8.38	10.7399	90.0000	100.00	148 Hung, Wai Ching
2	82	7.64	10.7330	89.9424	99.94	47 HO, ALLEN
3	86	8.33	10.3241	86.5162	96.13	9 Li, Ho Chi
4	84	8.20	10.2439	85.8439	95.38	3 Kwok, Kwun Wan Lewis
5	84	8.34	10.0719	84.4029	93.78	54 Yung, HonPor Ball
6	84	8.46	9.9291	83.2057	92.45	11 Lo, Kwok Fai
7	86	8.82	9.7506	81.7097	90.79	116 Leung, Ming Hong Denis
8	88	9.27	9.4930	79.5512	88.39	126 Chan, Sammy
9	88	9.41	9.3518	78.3677	87.08	149 Wong, Barry
10	84	9.07	9.2613	77.6097	86.23	144 Lam, See Ho Kelvin
11	82	8.98	9.1314	76.5212	85.02	128 Kwok, NgaLun Alan
12	82	9.06	9.0508	75.8455	84.27	51 Choi, Yat Man Curtis
13	80	8.96	8.9286	74.8214	83.13	157 Lau, Kwok Fai
14	90	10.10	8.9109	74.6733	82.97	23 Chan, Kin Wah Jeff
15	82	9.22	8.8937	74.5293	82.81	43 Lau, Yiu Fung Joe
16	82	9.27	8.8457	74.1273	82.36	117 Ip, Long Ting
17	78	8.90	8.7640	73.4427	81.60	114 Ching, HoWan Benny
18	86	9.86	8.7221	73.0913	81.21	129 Law, Lap Kay Vance
19	88	10.10	8.7129	73.0139	81.13	168 Choi, Wan Cheong
20	82	9.53	8.6044	72.1049	80.12	86 Suen, Harvey
21	82	9.83	8.3418	69.9044	77.67	127 Chan, FanWing Fred
22	80	9.72	8.2305	68.9712	76.63	140 Cheung, Yat Lun
23	80	9.86	8.1136	67.9919	75.55	4 Lau, Chi Wai Wilson
24	78	9.94	7.8471	65.7586	73.07	105 Li, Man Yin Gabriel
25	80	10.21	7.8355	65.6611	72.96	179 Ho, Man Bun
26	78	10.02	7.7844	65.2335	72.48	120 Lai, David
27	82	10.95	7.4886	62.7543	69.73	103 Chan, K.H. Richard
28	84	11.23	7.4800	62.6821	69.65	8 Leung, WC Chris
29	78	10.53	7.4074	62.0741	68.97	113 Chiu, ShukMing Jacky
30	70	9.52	7.3529	61.6176	68.46	111 Fan, Chun Man
31	84	11.47	7.3235	61.3705	68.19	77 Joel, John M. Ulep
32	67	9.25	7.2432	60.6984	67.44	169 Chung, Wai Lun
33	78	11.24	6.9395	58.1530	64.61	46 Chan, ChiHang Anthony
34	86	12.66	6.7930	56.9258	63.25	37 Lee, Cham Fung
35	66	9.75	6.7692	56.7262	63.03	106 Lai, Kim Wai
36	63	9.34	6.7452	56.5246	62.81	6 Lee, Ting Pok Tommy
37	65	10.14	6.4103	53.7179	59.69	19 Chan, Kin Lun Alex
38	63	9.91	6.3572	53.2735	59.19	41 Sum, Ka Chun Sam
39	63	10.29	6.1224	51.3061	57.01	7 Liu, Ka Chun
40	76	12.50	6.0800	50.9504	56.61	66 Wong, Yan Ki Jacky
41	65	11.04	5.8877	49.3388	54.82	1 Yeung, Lap Kan
42	71	12.17	5.8340	48.8891	54.32	17 Chan, Siu Chun Andrew

OPEN -- Overall Stage Results

2012 MMC Rd1

Printed February 19, 2012 at 20:08



Stage 3 -- Stage 3

	PTS	TIME	HIT FACTOR	STAGE POINTS	STAGE PERCENT	COMPETITOR # Name
43	78	13.42	5.8122	48.7064	54.12	180 Wong, Chi Wai
44	68	11.72	5.8020	48.6212	54.02	104 Yau, Chun Sing Tommy
45	57	9.83	5.7986	48.5921	53.99	118 Loo, ChinChun Roger
46	70	12.23	5.7236	47.9640	53.29	64 Tam, YuSing Frankie
47	84	14.81	5.6718	47.5300	52.81	29 Ng, Wai Ming
48	61	11.00	5.5455	46.4709	51.63	132 Koo, Ting Wai David
49	52	9.43	5.5143	46.2100	51.34	112 Loi, Sai Man Mickey
50	61	11.11	5.4905	46.0108	51.12	22 Lai, Ka Wai
51	82	15.53	5.2801	44.2473	49.16	109 Lai, Sai Ho Ricky
52	63	12.25	5.1429	43.0971	47.89	119 Wong, Yat Ching Karen
53	72	14.06	5.1209	42.9132	47.68	110 Ho, KaiChung
54	63	12.43	5.0684	42.4730	47.19	87 Law, Tsz Chun Sky
55	42	8.79	4.7782	40.0410	44.49	57 Wong, Chi Wing Joe
56	60	13.20	4.5455	38.0909	42.32	65 Tsang, TingFung Thomas
57	29	10.79	2.6877	22.5227	25.03	107 Lo, Ping Sun Benson
58	33	13.79	2.3930	20.0537	22.28	102 Chiang, Wai Chun

STANDARD -- Overall Stage Results

2012 MMC Rd1

Printed February 19, 2012 at 20:08




Stage 3 -- Stage 3

	PTS	TIME	HIT FACTOR	STAGE POINTS	STAGE PERCENT	COMPETITOR # Name
1	82	9.42	8.7049	90.0000	100.00	145 Chan, Ho Kee
2	80	9.20	8.6957	89.9046	99.89	39 Lau, KingLam Warout
3	84	9.82	8.5540	88.4397	98.27	153 Leung, Ping Kei
4	88	10.43	8.4372	87.2324	96.92	13 Cheung, TK Shortman
5	84	10.42	8.0614	83.3472	92.61	32 Kwan, C L Raymond
6	80	10.03	7.9761	82.4648	91.63	71 Chan, Sung Chi
7	80	10.20	7.8431	81.0904	90.10	154 Liu, ChiChiu
8	84	10.93	7.6853	79.4582	88.29	146 Lee, HON CHEUNG
9	76	9.96	7.6305	78.8922	87.66	20 Yau, Sze Ming Will
10	78	10.30	7.5728	78.2955	87.00	44 Lee, Chi Yin Calvin
11	86	11.64	7.3883	76.3880	84.88	69 Leung, Ka Ming Norris
12	76	10.43	7.2867	75.3371	83.71	161 Fung, Wai Pan
13	86	12.08	7.1192	73.6056	81.78	125 Chor, Chun Hay Elvis
14	80	11.24	7.1174	73.5874	81.76	42 Chin, Chun Hei
15	67	9.48	7.0675	73.0712	81.19	26 Tiu, Tak Ming Randal
16	65	9.28	7.0043	72.4177	80.46	139 Chu, Kai Lam
17	84	12.06	6.9652	72.0131	80.01	164 Sio, Chi Man
18	80	11.56	6.9204	71.5503	79.50	72 Au, Chi Wah
19	82	11.88	6.9024	71.3636	79.29	25 Chan, Chi YeungArthur
20	80	11.79	6.7854	70.1545	77.95	141 Chui, ChiPan
21	76	11.30	6.7257	69.5368	77.26	142 Lam, Kwun Sing Erik
22	82	12.37	6.6289	68.5368	76.15	76 Lee, Yin Tai
23	82	12.38	6.6236	68.4814	76.09	70 Kwong, Wing Tak
24	78	11.80	6.6102	68.3427	75.94	151 Hung, Wing Keung
25	82	12.47	6.5758	67.9872	75.54	155 Yu, Sau Yan Iris
26	80	12.29	6.5094	67.3004	74.78	27 Ho, Ka Kit Kevin
27	72	11.19	6.4343	66.5246	73.92	35 Tsang, ChiuYin Felix
28	74	11.53	6.4180	66.3563	73.73	173 Chow, SZE SUM
29	84	13.09	6.4171	66.3467	73.72	95 Leung, Wai Yip
30	63	10.14	6.2130	64.2365	71.37	150 Wan, Chiu Chung
31	66	10.74	6.1453	63.5359	70.60	31 Lam, Lok Ning Anna
32	65	10.59	6.1379	63.4595	70.51	134 Leung, Cheuk Hei
33	69	11.28	6.1170	63.2440	70.27	165 Chan, Hon Wa
34	74	12.34	5.9968	62.0006	68.89	96 Kung, Wing Fai Simon
35	76	12.75	5.9608	61.6287	68.48	24 Ho, Chun Fai
36	90	15.16	5.9367	61.3794	68.20	94 Wong, Siu Fung
37	78	13.47	5.7906	59.8696	66.52	16 Ng, Wai Yin Max
38	65	11.24	5.7829	59.7897	66.43	33 Leung, Yat Lun Terence
39	82	14.31	5.7303	59.2453	65.83	74 Yuen, Man Shun
40	80	14.01	5.7102	59.0380	65.60	143 Li, CHUN WAH
41	78	13.66	5.7101	59.0369	65.60	15 Chan, Yiu Ming Max
42	76	13.63	5.5759	57.6497	64.06	12 Cheung, Kam Tak Francis

STANDARD -- Overall Stage Results

2012 MMC Rd1

Printed February 19, 2012 at 20:08




Stage 3 -- Stage 3

	PTS	TIME	HIT FACTOR	STAGE POINTS	STAGE PERCENT	COMPETITOR # Name
43	74	13.33	5.5514	57.3959	63.77	99 Ng, Siu Chung Paul
44	82	14.86	5.5182	57.0525	63.39	175 Lam, Yin Pok
45	78	14.19	5.4968	56.8318	63.15	48 Lai, Man Yung
46	75	13.83	5.4230	56.0685	62.30	133 Kwok, Man Kin Roger
47	63	11.74	5.3663	55.4820	61.65	34 Kam, ChunPong Adrain
48	78	15.11	5.1621	53.3715	59.30	147 Tse, Kwok Yuen
49	75	14.66	5.1160	52.8941	58.77	156 Leung, Cho FungCharson
50	86	16.82	5.1130	52.8630	58.74	130 Tse, Tat Chi
51	76	14.88	5.1075	52.8068	58.67	21 Hui, Caeli
52	52	10.39	5.0048	51.7449	57.49	152 Leung, Axel
53	61	12.19	5.0041	51.7375	57.49	10 Mak, Kai Tai Billy
54	74	14.89	4.9698	51.3827	57.09	2 Ng, HonFai Ambromas
55	84	16.92	4.9645	51.3285	57.03	58 Wong, Wai Lun William
56	74	15.15	4.8845	50.5008	56.11	62 Kung, Ben
57	60	12.58	4.7695	49.3117	54.79	135 Feng, Chin Kan
58	48	10.13	4.7384	48.9904	54.43	18 Liu, Yan Yin Terry
59	76	16.12	4.7146	48.7448	54.16	122 Tsoi, Wing Fong Jason
60	72	15.30	4.7059	48.6542	54.06	56 Yu, Lap Yin
61	88	18.71	4.7034	48.6282	54.03	174 Ma, Tin Yau
62	86	18.40	4.6739	48.3237	53.69	59 Hung, Ping Ki Norman
63	82	17.66	4.6433	48.0068	53.34	14 Tsang, Tsz Hin Sky
64	78	17.37	4.4905	46.4274	51.59	81 Allen, Salonga
65	74	16.52	4.4794	46.3128	51.46	97 Wong, Gee Sang Masher
66	54	12.06	4.4776	46.2941	51.44	167 Chang, Chi Keong
67	78	17.43	4.4750	46.2676	51.41	92 Ng, Kwok Wai Ringo
68	65	14.54	4.4704	46.2198	51.36	49 Leung, Ka Ho Jerry
69	86	19.33	4.4490	45.9988	51.11	93 Hung, Lik Hang Gary
70	55	12.65	4.3478	44.9523	49.95	55 Cheung, Chin Tung James
71	71	16.59	4.2797	44.2478	49.16	115 Chui, YeeNing Shirley
72	68	16.37	4.1539	42.9477	47.72	28 Wong, Kwok Kit
73	70	17.04	4.1080	42.4725	47.19	101 Chong, Kwok Wai
74	50	12.43	4.0225	41.5890	46.21	52 Lee, Man Fei Eric
75	82	20.65	3.9709	41.0557	45.62	172 Lee, WAI LOK
76	76	19.18	3.9625	40.9680	45.52	100 Ho, Ka Chun
77	52	13.15	3.9544	40.8844	45.43	78 Emilio, Rivera
78	56	14.48	3.8674	39.9852	44.43	138 Chan, Wai Yin
79	70	18.17	3.8525	39.8311	44.26	166 Chan, Elvis
80	57	14.91	3.8229	39.5254	43.92	158 Tam, Chun Yiu
81	58	15.34	3.7810	39.0915	43.43	63 Ng, Wah She
82	52	13.93	3.7330	38.5951	42.88	61 Kwan, Siu Hei Danny
83	67	18.03	3.7160	38.4201	42.69	60 Young, WingLai Johnny
84	63	17.06	3.6928	38.1805	42.42	121 Chan, Ming Kit Alex

STANDARD -- Overall Stage Results

2012 MMC Rd1

Printed February 19, 2012 at 20:08



Stage 3 -- Stage 3

	PTS	TIME	HIT FACTOR	STAGE POINTS	STAGE PERCENT	COMPETITOR # Name
85	49	13.76	3.5610	36.8177	40.91	36 Chan, Shu Hung Rocky
86	48	13.93	3.4458	35.6262	39.58	136 Chan, Shing Him
87	65	19.11	3.4014	35.1667	39.07	79 Rodel, Pacis
88	59	17.64	3.3447	34.5806	38.42	176 Lai, Chi Yin
89	56	17.72	3.1603	32.6741	36.30	53 Wong, Ka Chun Donald
90	52	16.85	3.0861	31.9068	35.45	50 Ip, Lawrence
91	59	20.49	2.8795	29.7707	33.08	75 Pun, Joseph
92	40	14.34	2.7894	28.8397	32.04	131 Chan, George
93	52	21.10	2.4645	25.4801	28.31	123 Cheung, Tak Wai Helen
94	74	33.50	2.2090	22.8384	25.38	124 Tsoi, Yuet Hei Lan
95	44	22.10	1.9910	20.5845	22.87	178 Leung, Wai Hang
96	31	17.61	1.7604	18.2004	20.22	83 Mary, Ann Agsunod
97	22	16.01	1.3741	14.2073	15.79	84 John, Ka Hei
98	9	20.56	0.4377	4.5258	5.03	98 Wong, Fingerprint
99	0	0.00	0.0000	0.0000	0.00	85 Aroop, Lalla

PRODUCTION -- Overall Stage Results

2012 MMC Rd1

Printed February 19, 2012 at 20:08



Stage 3 -- Stage 3

	PTS	TIME	HIT FACTOR	STAGE POINTS	STAGE PERCENT	COMPETITOR # Name
1	80	11.39	7.0237	90.0000	100.00	170 Li, YU PING
2	78	11.13	7.0081	89.7999	99.78	88 Ng, Man Kai Chris
3	76	13.13	5.7883	74.1695	82.41	67 Lee, Chun Hung Ryu
4	74	13.98	5.2933	67.8267	75.36	68 Yee, ChiLeung Wilson
5	80	16.49	4.8514	62.1649	69.07	91 Suen, SheungTak Dick
6	66	14.55	4.5361	58.1242	64.58	90 Leung, Wai Hang Cyl
7	76	22.53	3.3733	43.2244	48.03	89 Ng, Chi ChungGeorge
8	84	25.71	3.2672	41.8652	46.52	137 Lee, Kin Fung
9	86	53.13	1.6187	20.7412	23.05	171 Hui, CHUN CHUNG

OPEN -- Overall Stage Results**2012 MMC Rd1**

Printed February 19, 2012 at 20:08


**Stage 4 -- Stage 4**

	PTS	TIME	HIT FACTOR	STAGE POINTS	STAGE PERCENT	COMPETITOR # Name
1	48	5.04	9.5238	50.0000	100.00	43 Lau, Yiu Fung Joe
2	48	5.11	9.3933	49.3151	98.63	140 Cheung, Yat Lun
3	46	4.94	9.3117	48.8866	97.77	41 Sum, Ka Chun Sam
4	44	4.73	9.3023	48.8372	97.67	128 Kwok, NgaLun Alan
5	48	5.17	9.2843	48.7427	97.49	126 Chan, Sammy
6	46	5.12	8.9844	47.1680	94.34	9 Li, Ho Chi
7	46	5.24	8.7786	46.0878	92.18	3 Kwok, Kwun Wan Lewis
8	48	5.52	8.6957	45.6522	91.30	11 Lo, Kwok Fai
9	50	5.75	8.6957	45.6522	91.30	47 HO, ALLEN
10	50	5.89	8.4890	44.5671	89.13	114 Ching, HoWan Benny
11	50	5.92	8.4459	44.3412	88.68	103 Chan, K.H. Richard
12	44	5.23	8.4130	44.1683	88.34	54 Yung, HonPor Ball
13	44	5.30	8.3019	43.5849	87.17	104 Yau, Chun Sing Tommy
14	46	5.58	8.2437	43.2796	86.56	113 Chiu, ShukMing Jacky
15	48	5.93	8.0944	42.4958	84.99	7 Liu, Ka Chun
16	46	5.72	8.0420	42.2203	84.44	169 Chung, Wai Lun
17	48	6.00	8.0000	42.0000	84.00	127 Chan, FanWing Fred
18	48	6.10	7.8689	41.3115	82.62	1 Yeung, Lap Kan
19	50	6.36	7.8616	41.2736	82.55	168 Choi, Wan Cheong
20	46	6.19	7.4313	39.0145	78.03	46 Chan, ChiHang Anthony
21	46	6.19	7.4313	39.0145	78.03	157 Lau, Kwok Fai
22	46	6.26	7.3482	38.5783	77.16	144 Lam, See Ho Kelvin
23	44	6.04	7.2848	38.2450	76.49	6 Lee, Ting Pok Tommy
24	48	6.86	6.9971	36.7347	73.47	116 Leung, Ming Hong Denis
25	50	7.16	6.9832	36.6620	73.32	86 Suen, Harvey
26	44	6.36	6.9182	36.3208	72.64	4 Lau, Chi Wai Wilson
27	48	6.96	6.8966	36.2069	72.41	105 Li, Man Yin Gabriel
28	46	6.69	6.8759	36.0987	72.20	149 Wong, Barry
29	48	6.99	6.8670	36.0515	72.10	117 Ip, Long Ting
30	44	6.43	6.8429	35.9254	71.85	8 Leung, WC Chris
31	46	6.87	6.6958	35.1528	70.31	129 Law, Lap Kay Vance
32	44	6.83	6.4422	33.8214	67.64	112 Loi, Sai Man Mickey
33	50	7.77	6.4350	33.7838	67.57	19 Chan, Kin Lun Alex
34	38	5.97	6.3652	33.4171	66.83	64 Tam, YuSing Frankie
35	40	6.32	6.3291	33.2278	66.46	22 Lai, Ka Wai
36	48	7.61	6.3075	33.1143	66.23	132 Koo, Ting Wai David
37	42	6.78	6.1947	32.5221	65.04	118 Loo, ChinChun Roger
38	46	7.51	6.1252	32.1571	64.31	87 Law, Tsz Chun Sky
39	46	7.58	6.0686	31.8602	63.72	17 Chan, Siu Chun Andrew
40	50	8.24	6.0680	31.8568	63.71	120 Lai, David
41	42	7.01	5.9914	31.4551	62.91	57 Wong, Chi Wing Joe
42	48	8.05	5.9627	31.3043	62.61	110 Ho, KaiChung

OPEN -- Overall Stage Results

2012 MMC Rd1

Printed February 19, 2012 at 20:08



Stage 4 -- Stage 4

	PTS	TIME	HIT FACTOR	STAGE POINTS	STAGE PERCENT	COMPETITOR # Name
43	42	7.22	5.8172	30.5402	61.08	148 Hung, Wai Ching
44	48	8.30	5.7831	30.3614	60.72	29 Ng, Wai Ming
45	40	6.98	5.7307	30.0860	60.17	107 Lo, Ping Sun Benson
46	29	5.12	5.6641	29.7363	59.47	111 Fan, Chun Man
47	44	7.84	5.6122	29.4643	58.93	37 Lee, Cham Fung
48	35	6.30	5.5556	29.1667	58.33	65 Tsang, TingFung Thomas
49	29	5.38	5.3903	28.2993	56.60	23 Chan, Kin Wah Jeff
50	29	5.59	5.1878	27.2361	54.47	51 Choi, Yat Man Curtis
51	42	8.13	5.1661	27.1218	54.24	106 Lai, Kim Wai
52	46	8.95	5.1397	26.9832	53.97	77 Joel, John M. Ulep
53	46	9.19	5.0054	26.2786	52.56	179 Ho, Man Bun
54	48	12.21	3.9312	20.6388	41.28	109 Lai, Sai Ho Ricky
55	36	10.06	3.5785	18.7873	37.57	180 Wong, Chi Wai
56	25	8.35	2.9940	15.7186	31.44	66 Wong, Yan Ki Jacky
57	31	13.43	2.3083	12.1184	24.24	119 Wong, Yat Ching Karen
58	21	10.62	1.9774	10.3814	20.76	102 Chiang, Wai Chun

STANDARD -- Overall Stage Results

2012 MMC Rd1

Printed February 19, 2012 at 20:08




Stage 4 -- Stage 4

	PTS	TIME	HIT FACTOR	STAGE POINTS	STAGE PERCENT	COMPETITOR # Name
1	46	4.56	10.0877	50.0000	100.00	39 Lau, KingLam Warout
2	46	5.05	9.1089	45.1485	90.30	153 Leung, Ping Kei
3	46	5.11	9.0020	44.6184	89.24	42 Chin, Chun Hei
4	48	5.51	8.7114	43.1784	86.36	44 Lee, Chi Yin Calvin
5	50	6.01	8.3195	41.2356	82.47	139 Chu, Kai Lam
6	48	6.03	7.9602	39.4549	78.91	48 Lai, Man Yung
7	42	5.40	7.7778	38.5507	77.10	13 Cheung, TK Shortman
8	46	5.97	7.7052	38.1910	76.38	145 Chan, Ho Kee
9	46	6.02	7.6412	37.8738	75.75	141 Chui, ChiPan
10	50	6.60	7.5758	37.5494	75.10	130 Tse, Tat Chi
11	44	5.81	7.5731	37.5365	75.07	26 Tiu, Tak Ming Randal
12	50	6.70	7.4627	36.9890	73.98	52 Lee, Man Fei Eric
13	50	6.76	7.3964	36.6607	73.32	76 Lee, Yin Tai
14	42	5.75	7.3043	36.2042	72.41	154 Liu, ChiChiu
15	42	5.85	7.1795	35.5853	71.17	151 Hung, Wing Keung
16	44	6.19	7.1082	35.2321	70.46	18 Liu, Yan Yin Terry
17	50	7.06	7.0822	35.1028	70.21	78 Emilio, Rivera
18	46	6.63	6.9382	34.3891	68.78	72 Au, Chi Wah
19	44	6.41	6.8643	34.0229	68.05	142 Lam, Kwun Sing Erik
20	48	7.02	6.8376	33.8907	67.78	32 Kwan, C L Raymond
21	46	6.73	6.8351	33.8782	67.76	143 Li, CHUN WAH
22	48	7.13	6.7321	33.3679	66.74	79 Rodel, Pacis
23	44	6.55	6.7176	33.2957	66.59	146 Lee, HON CHEUNG
24	44	6.59	6.6768	33.0936	66.19	2 Ng, HonFai Ambromas
25	46	6.91	6.6570	32.9957	65.99	81 Allen, Salonga
26	50	7.53	6.6401	32.9118	65.82	133 Kwok, Man Kin Roger
27	48	7.25	6.6207	32.8156	65.63	156 Leung, Cho FungCharson
28	46	7.03	6.5434	32.4324	64.86	161 Fung, Wai Pan
29	48	7.34	6.5395	32.4132	64.83	33 Leung, Yat Lun Terence
30	46	7.07	6.5064	32.2489	64.50	71 Chan, Sung Chi
31	46	7.22	6.3712	31.5789	63.16	70 Kwong, Wing Tak
32	40	6.34	6.3091	31.2714	62.54	55 Cheung, Chin Tung James
33	40	6.34	6.3091	31.2714	62.54	96 Kung, Wing Fai Simon
34	50	7.95	6.2893	31.1731	62.35	175 Lam, Yin Pok
35	48	7.65	6.2745	31.0997	62.20	167 Chang, Chi Keong
36	46	7.34	6.2670	31.0627	62.13	34 Kam, ChunPong Adrain
37	44	7.03	6.2589	31.0223	62.04	74 Yuen, Man Shun
38	42	6.82	6.1584	30.5240	61.05	12 Cheung, Kam Tak Francis
39	46	7.51	6.1252	30.3595	60.72	69 Leung, Ka Ming Norris
40	48	7.97	6.0226	29.8511	59.70	164 Sio, Chi Man
41	48	8.08	5.9406	29.4447	58.89	94 Wong, Siu Fung
42	44	7.51	5.8589	29.0395	58.08	49 Leung, Ka Ho Jerry

STANDARD -- Overall Stage Results

2012 MMC Rd1

Printed February 19, 2012 at 20:08




Stage 4 -- Stage 4

	PTS	TIME	HIT FACTOR	STAGE POINTS	STAGE PERCENT	COMPETITOR # Name
43	40	7.01	5.7061	28.2826	56.57	173 Chow, SZE SUM
44	46	8.08	5.6931	28.2178	56.44	158 Tam, Chun Yiu
45	44	7.81	5.6338	27.9241	55.85	58 Wong, Wai Lun William
46	46	8.28	5.5556	27.5362	55.07	101 Chong, Kwok Wai
47	46	8.35	5.5090	27.3054	54.61	134 Leung, Cheuk Hei
48	46	8.46	5.4374	26.9504	53.90	24 Ho, Chun Fai
49	50	9.21	5.4289	26.9084	53.82	62 Kung, Ben
50	48	8.87	5.4115	26.8222	53.64	122 Tsoi, Wing Fong Jason
51	48	8.89	5.3993	26.7619	53.52	95 Leung, Wai Yip
52	44	8.20	5.3659	26.5960	53.19	25 Chan, Chi YeungArthur
53	40	7.47	5.3548	26.5409	53.08	56 Yu, Lap Yin
54	44	8.26	5.3269	26.4028	52.81	125 Chor, Chun Hay Elvis
55	48	9.05	5.3039	26.2887	52.58	174 Ma, Tin Yau
56	44	8.31	5.2948	26.2439	52.49	165 Chan, Hon Wa
57	48	9.09	5.2805	26.1731	52.35	97 Wong, Gee Sang Masher
58	46	8.77	5.2452	25.9977	52.00	150 Wan, Chiu Chung
59	42	8.06	5.2109	25.8280	51.66	136 Chan, Shing Him
60	42	8.10	5.1852	25.7005	51.40	16 Ng, Wai Yin Max
61	42	8.20	5.1220	25.3871	50.77	10 Mak, Kai Tai Billy
62	50	9.87	5.0659	25.1090	50.22	135 Feng, Chin Kan
63	42	8.33	5.0420	24.9909	49.98	15 Chan, Yiu Ming Max
64	44	8.79	5.0057	24.8108	49.62	166 Chan, Elvis
65	38	7.67	4.9544	24.5564	49.11	147 Tse, Kwok Yuen
66	38	7.73	4.9159	24.3658	48.73	138 Chan, Wai Yin
67	42	8.61	4.8780	24.1782	48.36	152 Leung, Axel
68	50	10.33	4.8403	23.9909	47.98	155 Yu, Sau Yan Iris
69	50	10.39	4.8123	23.8524	47.70	121 Chan, Ming Kit Alex
70	44	9.28	4.7414	23.5007	47.00	60 Young, WingLai Johnny
71	46	9.91	4.6418	23.0071	46.01	31 Lam, Lok Ning Anna
72	50	11.00	4.5455	22.5296	45.06	92 Ng, Kwok Wai Ringo
73	46	10.24	4.4922	22.2656	44.53	172 Lee, WAI LOK
74	50	11.23	4.4524	22.0682	44.14	131 Chan, George
75	38	8.54	4.4496	22.0548	44.11	27 Ho, Ka Kit Kevin
76	48	11.02	4.3557	21.5892	43.18	53 Wong, Ka Chun Donald
77	42	9.69	4.3344	21.4834	42.97	59 Hung, Ping Ki Norman
78	46	10.66	4.3152	21.3884	42.78	28 Wong, Kwok Kit
79	42	9.78	4.2945	21.2857	42.57	99 Ng, Siu Chung Paul
80	23	5.44	4.2279	20.9559	41.91	20 Yau, Sze Ming Will
81	46	10.93	4.2086	20.8600	41.72	35 Tsang, Chiu Yin Felix
82	33	7.99	4.1302	20.4712	40.94	93 Hung, Lik Hang Gary
83	42	10.24	4.1016	20.3295	40.66	61 Kwan, Siu Hei Danny
84	44	10.76	4.0892	20.2683	40.54	100 Ho, Ka Chun

STANDARD -- Overall Stage Results

2012 MMC Rd1

Printed February 19, 2012 at 20:08



Stage 4 -- Stage 4

	PTS	TIME	HIT FACTOR	STAGE POINTS	STAGE PERCENT	COMPETITOR # Name
85	40	9.92	4.0323	19.9860	39.97	14 Tsang, Tsz Hin Sky
86	46	11.59	3.9689	19.6721	39.34	115 Chui, YeeNing Shirley
87	42	10.64	3.9474	19.5652	39.13	21 Hui, Caeli
88	42	10.69	3.9289	19.4737	38.95	50 Ip, Lawrence
89	46	13.03	3.5303	17.4981	35.00	85 Aroop, Lalla
90	46	13.18	3.4901	17.2989	34.60	98 Wong, Fingerprint
91	42	14.13	2.9724	14.7328	29.47	178 Leung, Wai Hang
92	50	18.06	2.7685	13.7224	27.44	84 John, Ka Hei
93	36	13.31	2.7047	13.4061	26.81	75 Pun, Joseph
94	27	10.55	2.5592	12.6849	25.37	83 Mary, Ann Agsunod
95	25	13.49	1.8532	9.1855	18.37	63 Ng, Wah She
96	10	6.53	1.5314	7.5904	15.18	36 Chan, Shu Hung Rocky
97	44	34.23	1.2854	6.3712	12.74	124 Tsoi, Yuet Hei Lan
98	48	42.34	1.1337	5.6191	11.24	123 Cheung, Tak Wai Helen
99	16	25.75	0.6214	3.0798	6.16	176 Lai, Chi Yin

PRODUCTION -- Overall Stage Results

2012 MMC Rd1

Printed February 19, 2012 at 20:08



Stage 4 -- Stage 4

	PTS	TIME	HIT FACTOR	STAGE POINTS	STAGE PERCENT	COMPETITOR # Name
1	48	6.85	7.0073	50.0000	100.00	88 Ng, Man Kai Chris
2	48	7.91	6.0683	43.2996	86.60	67 Lee, Chun Hung Ryu
3	40	6.61	6.0514	43.1795	86.36	91 Suen, SheungTak Dick
4	44	7.98	5.5138	39.3431	78.69	170 Li, YU PING
5	44	8.00	5.5000	39.2448	78.49	90 Leung, Wai Hang Cyil
6	46	9.88	4.6559	33.2216	66.44	68 Yee, ChiLeung Wilson
7	50	11.15	4.4843	31.9974	63.99	171 Hui, CHUN CHUNG
8	33	8.81	3.7457	26.7274	53.45	89 Ng, Chi ChungGeorge
9	42	13.75	3.0545	21.7955	43.59	137 Lee, Kin Fung

OPEN -- Overall Stage Results**2012 MMC Rd1**

Printed February 19, 2012 at 20:08

**Stage 5 -- Stage 5**

	PTS	TIME	HIT FACTOR	STAGE POINTS	STAGE PERCENT	COMPETITOR # Name
1	83	7.62	10.8924	85.0000	100.00	43 Lau, Yiu Fung Joe
2	79	7.90	10.0000	78.0361	91.81	128 Kwok, NgaLun Alan
3	81	8.38	9.6659	75.4287	88.74	104 Yau, Chun Sing Tommy
4	77	8.11	9.4945	74.0910	87.17	86 Suen, Harvey
5	79	8.40	9.4048	73.3911	86.34	47 HO, ALLEN
6	81	8.68	9.3318	72.8217	85.67	54 Yung, HonPor Ball
7	73	7.83	9.3231	72.7540	85.59	111 Fan, Chun Man
8	75	8.10	9.2593	72.2557	85.01	22 Lai, Ka Wai
9	77	8.46	9.1017	71.0258	83.56	126 Chan, Sammy
10	81	9.11	8.8913	69.3845	81.63	11 Lo, Kwok Fai
11	77	8.72	8.8303	68.9081	81.07	168 Choi, Wan Cheong
12	77	8.76	8.7900	68.5934	80.70	140 Cheung, Yat Lun
13	85	9.70	8.7629	68.3822	80.45	127 Chan, FanWing Fred
14	77	8.90	8.6517	67.5144	79.43	148 Hung, Wai Ching
15	79	9.27	8.5221	66.5033	78.24	157 Lau, Kwok Fai
16	83	9.79	8.4780	66.1593	77.83	4 Lau, Chi Wai Wilson
17	69	8.20	8.4146	65.6646	77.25	3 Kwok, Kwun Wan Lewis
18	77	9.17	8.3969	65.5265	77.09	144 Lam, See Ho Kelvin
19	75	8.95	8.3799	65.3934	76.93	113 Chiu, ShukMing Jacky
20	77	9.27	8.3064	64.8197	76.26	116 Leung, Ming Hong Denis
21	79	9.54	8.2809	64.6211	76.02	103 Chan, K.H. Richard
22	79	9.59	8.2377	64.2842	75.63	129 Law, Lap Kay Vance
23	83	10.27	8.0818	63.0672	74.20	19 Chan, Kin Lun Alex
24	77	9.53	8.0797	63.0512	74.18	41 Sum, Ka Chun Sam
25	77	9.57	8.0460	62.7877	73.87	46 Chan, ChiHang Anthony
26	77	9.61	8.0125	62.5264	73.56	23 Chan, Kin Wah Jeff
27	66	8.39	7.8665	61.3872	72.22	9 Li, Ho Chi
28	73	9.50	7.6842	59.9646	70.55	107 Lo, Ping Sun Benson
29	81	10.68	7.5843	59.1847	69.63	77 Joel, John M. Ulep
30	77	10.18	7.5639	59.0254	69.44	7 Liu, Ka Chun
31	79	10.76	7.3420	57.2942	67.40	37 Lee, Cham Fung
32	81	11.15	7.2646	56.6899	66.69	149 Wong, Barry
33	77	10.62	7.2505	56.5799	66.56	112 Loi, Sai Man Mickey
34	83	11.54	7.1924	56.1265	66.03	65 Tsang, TingFung Thomas
35	83	11.58	7.1675	55.9326	65.80	29 Ng, Wai Ming
36	77	10.86	7.0902	55.3295	65.09	118 Loo, ChinChun Roger
37	77	10.87	7.0837	55.2786	65.03	105 Li, Man Yin Gabriel
38	75	10.63	7.0555	55.0584	64.77	120 Lai, David
39	79	11.37	6.9481	54.2204	63.79	179 Ho, Man Bun
40	83	12.40	6.6935	52.2339	61.45	106 Lai, Kim Wai
41	75	11.24	6.6726	52.0704	61.26	8 Leung, WC Chris
42	75	11.46	6.5445	51.0708	60.08	180 Wong, Chi Wai

OPEN -- Overall Stage Results

2012 MMC Rd1

Printed February 19, 2012 at 20:08




Stage 5 -- Stage 5

	PTS	TIME	HIT FACTOR	STAGE POINTS	STAGE PERCENT	COMPETITOR # Name
43	71	10.95	6.4840	50.5988	59.53	117 Ip, Long Ting
44	73	11.34	6.4374	50.2349	59.10	87 Law, Tsz Chun Sky
45	60	9.48	6.3291	49.3900	58.11	64 Tam, YuSing Frankie
46	75	11.91	6.2972	49.1412	57.81	110 Ho, KaiChung
47	71	11.40	6.2281	48.6015	57.18	17 Chan, Siu Chun Andrew
48	71	11.41	6.2226	48.5589	57.13	132 Koo, Ting Wai David
49	81	13.16	6.1550	48.0314	56.51	109 Lai, Sai Ho Ricky
50	68	11.41	5.9597	46.5071	54.71	57 Wong, Chi Wing Joe
51	60	10.08	5.9524	46.4501	54.65	51 Choi, Yat Man Curtis
52	64	11.38	5.6239	43.8868	51.63	119 Wong, Yat Ching Karen
53	71	12.73	5.5774	43.5237	51.20	66 Wong, Yan Ki Jacky
54	63	11.34	5.5556	43.3534	51.00	114 Ching, HoWan Benny
55	71	16.57	4.2849	33.4373	39.34	1 Yeung, Lap Kan
56	56	20.78	2.6949	21.0300	24.74	102 Chiang, Wai Chun
57	17	9.59	1.7727	13.8333	16.27	6 Lee, Ting Pok Tommy
58	0	0.00	0.0000	0.0000	0.00	169 Chung, Wai Lun

STANDARD -- Overall Stage Results

2012 MMC Rd1

Printed February 19, 2012 at 20:08




Stage 5 -- Stage 5

	PTS	TIME	HIT FACTOR	STAGE POINTS	STAGE PERCENT	COMPETITOR # Name
1	83	9.70	8.5567	85.0000	100.00	153 Leung, Ping Kei
2	79	9.63	8.2035	81.4917	95.87	39 Lau, KingLam Warout
3	83	10.20	8.1373	80.8333	95.10	145 Chan, Ho Kee
4	79	9.81	8.0530	79.9964	94.11	161 Fung, Wai Pan
5	79	9.84	8.0285	79.7526	93.83	70 Kwong, Wing Tak
6	73	9.21	7.9262	78.7365	92.63	20 Yau, Sze Ming Will
7	71	9.00	7.8889	78.3661	92.20	35 Tsang, Chiu Yin Felix
8	77	9.77	7.8813	78.2904	92.11	62 Kung, Ben
9	71	9.16	7.7511	76.9973	90.59	151 Hung, Wing Keung
10	81	10.66	7.5985	75.4815	88.80	142 Lam, Kwun Sing Erik
11	79	10.75	7.3488	73.0014	85.88	146 Lee, HON CHEUNG
12	77	10.55	7.2986	72.5021	85.30	33 Leung, Yat Lun Terence
13	71	9.73	7.2970	72.4867	85.28	32 Kwan, C L Raymond
14	77	10.67	7.2165	71.6868	84.34	69 Leung, Ka Ming Norris
15	77	10.93	7.0448	69.9815	82.33	143 Li, CHUN WAH
16	71	10.14	7.0020	69.5557	81.83	18 Liu, Yan Yin Terry
17	77	11.03	6.9810	69.3470	81.58	139 Chu, Kai Lam
18	79	11.38	6.9420	68.9600	81.13	71 Chan, Sung Chi
19	77	11.15	6.9058	68.6007	80.71	165 Chan, Hon Wa
20	79	11.47	6.8875	68.4189	80.49	44 Lee, Chi Yin Calvin
21	71	10.47	6.7813	67.3634	79.25	42 Chin, Chun Hei
22	77	11.44	6.7308	66.8617	78.66	175 Lam, Yin Pok
23	73	10.89	6.7034	66.5898	78.34	138 Chan, Wai Yin
24	77	11.55	6.6667	66.2249	77.91	34 Kam, ChunPong Adrain
25	81	12.20	6.6393	65.9535	77.59	156 Leung, Cho FungCharson
26	71	10.72	6.6231	65.7925	77.40	26 Tiu, Tak Ming Randal
27	62	9.42	6.5817	65.3813	76.92	25 Chan, Chi YeungArthur
28	79	12.02	6.5724	65.2883	76.81	164 Sio, Chi Man
29	79	12.05	6.5560	65.1257	76.62	76 Lee, Yin Tai
30	73	11.15	6.5471	65.0370	76.51	154 Liu, ChiChiu
31	79	12.19	6.4807	64.3778	75.74	36 Chan, Shu Hung Rocky
32	77	11.96	6.4381	63.9547	75.24	133 Kwok, Man Kin Roger
33	81	12.67	6.3931	63.5069	74.71	15 Chan, Yiu Ming Max
34	81	12.68	6.3880	63.4568	74.66	136 Chan, Shing Him
35	67	10.65	6.2911	62.4939	73.52	60 Young, WingLai Johnny
36	77	12.25	6.2857	62.4406	73.46	12 Cheung, Kam Tak Francis
37	79	12.57	6.2848	62.4316	73.45	130 Tse, Tat Chi
38	79	12.61	6.2649	62.2336	73.22	79 Rodel, Pacis
39	77	12.36	6.2298	61.8849	72.81	135 Feng, Chin Kan
40	77	12.42	6.1997	61.5860	72.45	16 Ng, Wai Yin Max
41	83	13.40	6.1940	61.5299	72.39	101 Chong, Kwok Wai
42	77	12.52	6.1502	61.0941	71.88	141 Chui, ChiPan

STANDARD -- Overall Stage Results

2012 MMC Rd1

Printed February 19, 2012 at 20:08



Stage 5 -- Stage 5

	PTS	TIME	HIT FACTOR	STAGE POINTS	STAGE PERCENT	COMPETITOR # Name
43	79	12.96	6.0957	60.5529	71.24	61 Kwan, Siu Hei Danny
44	85	14.16	6.0028	59.6305	70.15	174 Ma, Tin Yau
45	81	13.55	5.9779	59.3825	69.86	31 Lam, Lok Ning Anna
46	77	12.89	5.9736	59.3404	69.81	155 Yu, Sau Yan Iris
47	77	13.16	5.8511	58.1229	68.38	10 Mak, Kai Tai Billy
48	68	11.66	5.8319	57.9326	68.16	152 Leung, Axel
49	73	12.54	5.8214	57.8280	68.03	59 Hung, Ping Ki Norman
50	60	10.31	5.8196	57.8103	68.01	74 Yuen, Man Shun
51	75	12.91	5.8095	57.7095	67.89	14 Tsang, Tsz Hin Sky
52	81	13.96	5.8023	57.6384	67.81	58 Wong, Wai Lun William
53	71	12.32	5.7630	57.2480	67.35	50 Ip, Lawrence
54	73	12.71	5.7435	57.0545	67.12	72 Au, Chi Wah
55	81	14.21	5.7002	56.6244	66.62	97 Wong, Gee Sang Masher
56	73	12.82	5.6942	56.5649	66.55	99 Ng, Siu Chung Paul
57	77	13.83	5.5676	55.3071	65.07	2 Ng, HonFai Ambromas
58	81	14.62	5.5404	55.0364	64.75	94 Wong, Siu Fung
59	85	15.39	5.5231	54.8647	64.55	27 Ho, Ka Kit Kevin
60	77	14.11	5.4571	54.2096	63.78	147 Tse, Kwok Yuen
61	77	14.15	5.4417	54.0564	63.60	95 Leung, Wai Yip
62	79	15.07	5.2422	52.0747	61.26	24 Ho, Chun Fai
63	77	14.69	5.2417	52.0693	61.26	75 Pun, Joseph
64	79	15.22	5.1905	51.5614	60.66	13 Cheung, TK Shortman
65	79	15.49	5.1001	50.6627	59.60	115 Chui, YeeNing Shirley
66	77	15.14	5.0859	50.5216	59.44	63 Ng, Wah She
67	51	10.03	5.0847	50.5105	59.42	81 Allen, Salonga
68	81	16.02	5.0562	50.2268	59.09	48 Lai, Man Yung
69	58	11.69	4.9615	49.2863	57.98	158 Tam, Chun Yiu
70	81	16.43	4.9300	48.9734	57.62	122 Tsoi, Wing Fong Jason
71	81	16.75	4.8358	48.0378	56.52	28 Wong, Kwok Kit
72	73	15.23	4.7932	47.6141	56.02	96 Kung, Wing Fai Simon
73	73	15.71	4.6467	46.1593	54.31	49 Leung, Ka Ho Jerry
74	64	13.87	4.6143	45.8370	53.93	56 Yu, Lap Yin
75	65	14.96	4.3449	43.1613	50.78	131 Chan, George
76	60	14.06	4.2674	42.3915	49.87	166 Chan, Elvis
77	79	18.53	4.2634	42.3511	49.82	172 Lee, WAI LOK
78	81	19.10	4.2408	42.1274	49.56	92 Ng, Kwok Wai Ringo
79	67	16.11	4.1589	41.3135	48.60	55 Cheung, Chin Tung James
80	62	15.06	4.1169	40.8959	48.11	21 Hui, Caeli
81	81	20.23	4.0040	39.7742	46.79	84 John, Ka Hei
82	41	10.33	3.9690	39.4272	46.38	52 Lee, Man Fei Eric
83	65	17.11	3.7989	37.7377	44.40	150 Wan, Chiu Chung
84	69	18.36	3.7582	37.3327	43.92	125 Chor, Chun Hay Elvis

STANDARD -- Overall Stage Results

2012 MMC Rd1

Printed February 19, 2012 at 20:08



Stage 5 -- Stage 5

PTS	TIME	HIT FACTOR	STAGE POINTS	STAGE PERCENT	COMPETITOR # Name
85	66	18.55	3.5580	35.3437	41.58 83 Mary, Ann Agsunod
86	75	21.46	3.4949	34.7172	40.84 100 Ho, Ka Chun
87	55	16.31	3.3722	33.4982	39.41 93 Hung, Lik Hang Gary
88	47	14.20	3.3099	32.8793	38.68 134 Leung, Cheuk Hei
89	51	15.56	3.2776	32.5592	38.30 173 Chow, SZE SUM
90	77	24.00	3.2083	31.8707	37.49 123 Cheung, Tak Wai Helen
91	51	16.04	3.1796	31.5848	37.16 78 Emilio, Rivera
92	69	22.31	3.0928	30.7229	36.14 176 Lai, Chi Yin
93	53	18.87	2.8087	27.9008	32.82 98 Wong, Fingerprint
94	70	25.21	2.7767	27.5828	32.45 124 Tsoi, Yuet Hei Lan
95	75	28.34	2.6464	26.2890	30.93 178 Leung, Wai Hang
96	54	36.76	1.4690	14.5925	17.17 85 Aroop, Lalla
97	15	14.30	1.0490	10.4200	12.26 53 Wong, Ka Chun Donald
98	0	0.00	0.0000	0.0000	0.00 121 Chan, Ming Kit Alex

PRODUCTION -- Overall Stage Results

2012 MMC Rd1

Printed February 19, 2012 at 20:08



Stage 5 -- Stage 5

	PTS	TIME	HIT FACTOR	STAGE POINTS	STAGE PERCENT	COMPETITOR # Name
1	85	10.49	8.1030	85.0000	100.00	67 Lee, Chun Hung Ryu
2	79	11.40	6.9298	72.6939	85.52	91 Suen, SheungTak Dick
3	83	12.49	6.6453	69.7094	82.01	170 Li, YU PING
4	58	9.53	6.0860	63.8426	75.11	88 Ng, Man Kai Chris
5	79	13.04	6.0583	63.5514	74.77	89 Ng, Chi ChungGeorge
6	77	13.18	5.8422	61.2845	72.10	68 Yee, ChiLeung Wilson
7	77	14.53	5.2994	55.5905	65.40	171 Hui, CHUN CHUNG
8	66	25.39	2.5994	27.2682	32.08	137 Lee, Kin Fung
9	35	14.14	2.4752	25.9653	30.55	90 Leung, Wai Hang Cyl

OPEN -- Overall Stage Results**2012 MMC Rd1**

Printed February 19, 2012 at 20:08

**Stage 6 -- Stage 6**

	PTS	TIME	HIT FACTOR	STAGE POINTS	STAGE PERCENT	COMPETITOR # Name
1	43	5.58	7.7061	45.0000	100.00	43 Lau, Yiu Fung Joe
2	45	5.96	7.5503	44.0904	97.98	157 Lau, Kwok Fai
3	43	5.97	7.2027	42.0603	93.47	11 Lo, Kwok Fai
4	45	6.25	7.2000	42.0446	93.43	129 Law, Lap Kay Vance
5	45	6.29	7.1542	41.7773	92.84	51 Choi, Yat Man Curtis
6	45	6.30	7.1429	41.7110	92.69	168 Choi, Wan Cheong
7	43	6.04	7.1192	41.5728	92.38	3 Kwok, Kwun Wan Lewis
8	43	6.08	7.0724	41.2993	91.78	47 HO, ALLEN
9	45	6.49	6.9337	40.4898	89.98	4 Lau, Chi Wai Wilson
10	43	6.21	6.9243	40.4348	89.86	54 Yung, HonPor Ball
11	43	6.23	6.9021	40.3050	89.57	46 Chan, ChiHang Anthony
12	45	6.61	6.8079	39.7548	88.34	127 Chan, FanWing Fred
13	45	6.66	6.7568	39.4563	87.68	114 Ching, HoWan Benny
14	43	6.47	6.6461	38.8099	86.24	140 Cheung, Yat Lun
15	45	6.78	6.6372	38.7580	86.13	149 Wong, Barry
16	43	6.75	6.3704	37.2000	82.67	107 Lo, Ping Sun Benson
17	43	6.80	6.3235	36.9265	82.06	7 Liu, Ka Chun
18	45	7.22	6.2327	36.3960	80.88	179 Ho, Man Bun
19	43	6.93	6.2049	36.2338	80.52	104 Yau, Chun Sing Tommy
20	43	6.97	6.1693	36.0258	80.06	23 Chan, Kin Wah Jeff
21	45	7.36	6.1141	35.7037	79.34	144 Lam, See Ho Kelvin
22	45	7.38	6.0976	35.6069	79.13	9 Li, Ho Chi
23	43	7.07	6.0820	35.5163	78.93	19 Chan, Kin Lun Alex
24	45	7.44	6.0484	35.3198	78.49	128 Kwok, NgaLun Alan
25	45	7.46	6.0322	35.2251	78.28	86 Suen, Harvey
26	45	7.53	5.9761	34.8976	77.55	116 Leung, Ming Hong Denis
27	45	7.65	5.8824	34.3502	76.33	29 Ng, Wai Ming
28	45	7.71	5.8366	34.0829	75.74	77 Joel, John M. Ulep
29	41	7.07	5.7992	33.8643	75.25	120 Lai, David
30	45	7.77	5.7915	33.8197	75.15	17 Chan, Siu Chun Andrew
31	43	7.48	5.7487	33.5695	74.60	8 Leung, WC Chris
32	41	7.15	5.7343	33.4854	74.41	111 Fan, Chun Man
33	43	7.50	5.7333	33.4800	74.40	103 Chan, K.H. Richard
34	45	7.85	5.7325	33.4750	74.39	169 Chung, Wai Lun
35	45	8.04	5.5970	32.6840	72.63	132 Koo, Ting Wai David
36	43	7.70	5.5844	32.6104	72.47	37 Lee, Cham Fung
37	39	7.06	5.5241	32.2581	71.68	57 Wong, Chi Wing Joe
38	45	8.45	5.3254	31.0981	69.11	105 Li, Man Yin Gabriel
39	41	7.72	5.3109	31.0131	68.92	148 Hung, Wai Ching
40	41	7.76	5.2835	30.8532	68.56	180 Wong, Chi Wai
41	41	7.89	5.1965	30.3449	67.43	106 Lai, Kim Wai
42	43	8.28	5.1932	30.3261	67.39	110 Ho, KaiChung

OPEN -- Overall Stage Results

2012 MMC Rd1

Printed February 19, 2012 at 20:08



Stage 6 -- Stage 6

	PTS	TIME	HIT FACTOR	STAGE POINTS	STAGE PERCENT	COMPETITOR # Name
43	43	8.46	5.0827	29.6809	65.96	119 Wong, Yat Ching Karen
44	41	8.10	5.0617	29.5581	65.68	126 Chan, Sammy
45	45	8.95	5.0279	29.3608	65.25	117 Ip, Long Ting
46	43	8.84	4.8643	28.4050	63.12	22 Lai, Ka Wai
47	45	9.34	4.8180	28.1348	62.52	87 Law, Tsz Chun Sky
48	43	9.22	4.6638	27.2343	60.52	109 Lai, Sai Ho Ricky
49	43	9.25	4.6486	27.1459	60.32	113 Chiu, ShukMing Jacky
50	43	9.47	4.5407	26.5153	58.92	102 Chiang, Wai Chun
51	45	10.10	4.4554	26.0177	57.82	64 Tam, YuSing Frankie
52	39	8.98	4.3430	25.3610	56.36	66 Wong, Yan Ki Jacky
53	27	6.23	4.3339	25.3078	56.24	41 Sum, Ka Chun Sam
54	41	9.68	4.2355	24.7336	54.96	1 Yeung, Lap Kan
55	37	9.07	4.0794	23.8217	52.94	65 Tsang, TingFung Thomas
56	43	10.72	4.0112	23.4235	52.05	112 Loi, Sai Man Mickey
57	30	8.03	3.7360	21.8164	48.48	6 Lee, Ting Pok Tommy
58	45	12.58	3.5771	20.8886	46.42	118 Loo, ChinChun Roger

STANDARD -- Overall Stage Results

2012 MMC Rd1

Printed February 19, 2012 at 20:08



Stage 6 -- Stage 6

	PTS	TIME	HIT FACTOR	STAGE POINTS	STAGE PERCENT	COMPETITOR # Name
1	45	6.18	7.2816	45.0000	100.00	44 Lee, Chi Yin Calvin
2	41	5.74	7.1429	44.1429	98.10	60 Young, WingLai Johnny
3	43	6.10	7.0492	43.5639	96.81	32 Kwan, C L Raymond
4	43	6.26	6.8690	42.4505	94.33	33 Leung, Yat Lun Terence
5	45	6.62	6.7976	42.0091	93.35	69 Leung, Ka Ming Norris
6	43	6.38	6.7398	41.6520	92.56	164 Sio, Chi Man
7	41	6.24	6.5705	40.6058	90.24	39 Lau, KingLam Warout
8	41	6.30	6.5079	40.2190	89.38	62 Kung, Ben
9	45	6.96	6.4655	39.9569	88.79	48 Lai, Man Yung
10	45	6.96	6.4655	39.9569	88.79	153 Leung, Ping Kei
11	45	6.96	6.4655	39.9569	88.79	61 Kwan, Siu Hei Danny
12	45	6.99	6.4378	39.7854	88.41	161 Fung, Wai Pan
13	45	7.02	6.4103	39.6154	88.03	13 Cheung, TK Shortman
14	45	7.15	6.2937	38.8951	86.43	36 Chan, Shu Hung Rocky
15	45	7.27	6.1898	38.2531	85.01	59 Hung, Ping Ki Norman
16	45	7.34	6.1308	37.8883	84.20	165 Chan, Hon Wa
17	43	7.06	6.0907	37.6402	83.64	25 Chan, Chi YeungArthur
18	45	7.42	6.0647	37.4798	83.29	143 Li, CHUN WAH
19	43	7.10	6.0563	37.4282	83.17	76 Lee, Yin Tai
20	45	7.48	6.0160	37.1791	82.62	92 Ng, Kwok Wai Ringo
21	43	7.22	5.9557	36.8061	81.79	72 Au, Chi Wah
22	43	7.30	5.8904	36.4027	80.89	55 Cheung, Chin Tung James
23	41	6.98	5.8739	36.3009	80.67	145 Chan, Ho Kee
24	43	7.33	5.8663	36.2538	80.56	154 Liu, ChiChiu
25	45	7.68	5.8594	36.2109	80.47	158 Tam, Chun Yiu
26	43	7.37	5.8345	36.0570	80.13	173 Chow, SZE SUM
27	45	7.79	5.7766	35.6996	79.33	146 Lee, HON CHEUNG
28	43	7.47	5.7564	35.5743	79.05	52 Lee, Man Fei Eric
29	43	7.48	5.7487	35.5267	78.95	63 Ng, Wah She
30	43	7.55	5.6954	35.1974	78.22	15 Chan, Yiu Ming Max
31	43	7.61	5.6505	34.9198	77.60	141 Chui, ChiPan
32	41	7.36	5.5707	34.4266	76.50	133 Kwok, Man Kin Roger
33	41	7.40	5.5405	34.2405	76.09	135 Feng, Chin Kan
34	45	8.25	5.4545	33.7091	74.91	35 Tsang, ChiuYin Felix
35	39	7.21	5.4092	33.4286	74.29	16 Ng, Wai Yin Max
36	45	8.34	5.3957	33.3453	74.10	174 Ma, Tin Yau
37	37	6.90	5.3623	33.1391	73.64	2 Ng, HonFai Ambromas
38	45	8.47	5.3129	32.8335	72.96	74 Yuen, Man Shun
39	43	8.13	5.2891	32.6863	72.64	24 Ho, Chun Fai
40	41	7.82	5.2430	32.4015	72.00	79 Rodel, Pacis
41	41	7.84	5.2296	32.3189	71.82	20 Yau, Sze Ming Will
42	43	8.25	5.2121	32.2109	71.58	26 Tiu, Tak Ming Randal

STANDARD -- Overall Stage Results

2012 MMC Rd1

Printed February 19, 2012 at 20:08



Stage 6 -- Stage 6

	PTS	TIME	HIT FACTOR	STAGE POINTS	STAGE PERCENT	COMPETITOR # Name
43	43	8.26	5.2058	32.1719	71.49	78 Emilio, Rivera
44	43	8.29	5.1870	32.0555	71.23	175 Lam, Yin Pok
45	43	8.33	5.1621	31.9016	70.89	151 Hung, Wing Keung
46	43	8.35	5.1497	31.8251	70.72	94 Wong, Siu Fung
47	43	8.36	5.1435	31.7871	70.64	56 Yu, Lap Yin
48	39	7.60	5.1316	31.7132	70.47	50 Ip, Lawrence
49	39	7.64	5.1047	31.5471	70.10	12 Cheung, Kam Tak Francis
50	45	8.82	5.1020	31.5306	70.07	130 Tse, Tat Chi
51	43	8.45	5.0888	31.4485	69.89	14 Tsang, Tsz Hin Sky
52	43	8.45	5.0888	31.4485	69.89	10 Mak, Kai Tai Billy
53	45	8.88	5.0676	31.3176	69.59	58 Wong, Wai Lun William
54	45	8.90	5.0562	31.2472	69.44	152 Leung, Axel
55	43	8.60	5.0000	30.9000	68.67	138 Chan, Wai Yin
56	45	9.04	4.9779	30.7633	68.36	70 Kwong, Wing Tak
57	45	9.14	4.9234	30.4267	67.61	150 Wan, Chiu Chung
58	41	8.39	4.8868	30.2002	67.11	142 Lam, Kwun Sing Erik
59	35	7.21	4.8544	30.0000	66.67	139 Chu, Kai Lam
60	45	9.29	4.8439	29.9354	66.52	155 Yu, Sau Yan Iris
61	41	8.48	4.8349	29.8797	66.40	95 Leung, Wai Yip
62	43	8.97	4.7938	29.6254	65.83	166 Chan, Elvis
63	43	8.99	4.7831	29.5595	65.69	96 Kung, Wing Fai Simon
64	43	9.26	4.6436	28.6976	63.77	81 Allen, Salonga
65	39	8.43	4.6263	28.5907	63.53	172 Lee, WAI LOK
66	41	8.96	4.5759	28.2790	62.84	75 Pun, Joseph
67	45	9.93	4.5317	28.0060	62.24	122 Tsoi, Wing Fong Jason
68	41	9.20	4.4565	27.5413	61.20	27 Ho, Ka Kit Kevin
69	43	9.71	4.4284	27.3677	60.82	176 Lai, Chi Yin
70	43	9.78	4.3967	27.1718	60.38	71 Chan, Sung Chi
71	33	7.67	4.3025	26.5893	59.09	42 Chin, Chun Hei
72	43	10.16	4.2323	26.1555	58.12	121 Chan, Ming Kit Alex
73	43	10.21	4.2116	26.0274	57.84	97 Wong, Gee Sang Masher
74	41	9.81	4.1794	25.8287	57.40	156 Leung, Cho FungCharson
75	45	10.78	4.1744	25.7978	57.33	125 Chor, Chun Hay Elvis
76	43	10.66	4.0338	24.9287	55.40	28 Wong, Kwok Kit
77	39	9.68	4.0289	24.8988	55.33	49 Leung, Ka Ho Jerry
78	37	9.26	3.9957	24.6933	54.87	34 Kam, ChunPong Adrain
79	28	7.44	3.7634	23.2581	51.68	31 Lam, Lok Ning Anna
80	41	11.08	3.7004	22.8682	50.82	99 Ng, Siu Chung Paul
81	41	11.15	3.6771	22.7247	50.50	21 Hui, Caeli
82	33	9.01	3.6626	22.6349	50.30	18 Liu, Yan Yin Terry
83	41	11.65	3.5193	21.7494	48.33	83 Mary, Ann Agsunod
84	43	12.46	3.4510	21.3274	47.39	124 Tsoi, Yuet Hei Lan

STANDARD -- Overall Stage Results

2012 MMC Rd1

Printed February 19, 2012 at 20:08



Stage 6 -- Stage 6

	PTS	TIME	HIT FACTOR	STAGE POINTS	STAGE PERCENT	COMPETITOR # Name
85	45	13.46	3.3432	20.6612	45.91	93 Hung, Lik Hang Gary
86	41	12.68	3.2334	19.9827	44.41	178 Leung, Wai Hang
87	41	13.30	3.0827	19.0511	42.34	123 Cheung, Tak Wai Helen
88	43	14.09	3.0518	18.8602	41.91	147 Tse, Kwok Yuen
89	43	14.13	3.0432	18.8068	41.79	100 Ho, Ka Chun
90	45	15.40	2.9221	18.0584	40.13	85 Aroop, Lalla
91	28	9.87	2.8369	17.5319	38.96	134 Leung, Cheuk Hei
92	37	13.10	2.8244	17.4550	38.79	115 Chui, YeeNing Shirley
93	41	15.32	2.6762	16.5392	36.75	98 Wong, Fingerprint
94	28	11.10	2.5225	15.5892	34.64	131 Chan, George
95	28	12.48	2.2436	13.8654	30.81	53 Wong, Ka Chun Donald
96	28	14.40	1.9444	12.0167	26.70	84 John, Ka Hei
97	13	13.97	0.9306	5.7509	12.78	101 Chong, Kwok Wai
98	0	0.00	0.0000	0.0000	0.00	136 Chan, Shing Him

PRODUCTION -- Overall Stage Results

2012 MMC Rd1

Printed February 19, 2012 at 20:08



Stage 6 -- Stage 6

	PTS	TIME	HIT FACTOR	STAGE POINTS	STAGE PERCENT	COMPETITOR # Name
1	45	7.89	5.7034	45.0000	100.00	88 Ng, Man Kai Chris
2	45	8.14	5.5283	43.6179	96.93	89 Ng, Chi ChungGeorge
3	43	7.97	5.3952	42.5684	94.60	68 Yee, ChiLeung Wilson
4	43	8.63	4.9826	39.3129	87.36	170 Li, YU PING
5	41	8.49	4.8292	38.1025	84.67	67 Lee, Chun Hung Ryu
6	39	9.54	4.0881	32.2547	71.68	91 Suen, SheungTak Dick
7	43	12.82	3.3541	26.4641	58.81	171 Hui, CHUN CHUNG
8	45	13.99	3.2166	25.3788	56.40	137 Lee, Kin Fung
9	0	0.00	0.0000	0.0000	0.00	90 Leung, Wai Hang Cyl

2012 MMC Rd1

Printed February 19, 2012 at 20:08



Disqualified Shooters

<u>No.</u>	<u>Name</u>
------------	-------------

30	Ng, CheukYin Kelvin
73	So, Yu Ting Adam
82	Lagasca, Abdon Nico B
108	Ng, Hoi Wah Howard
159	Lam, Man Yin
177	Lo, King Nang Kenny