

OPEN -- Overall Stage Results

2010 MMC Rd2

Printed September 19, 2010 at 20:23



Stage 1 -- Stage 1

	PTS	TIME	HIT FACTOR	STAGE POINTS	STAGE PERCENT	COMPETITOR # Name
1	43	4.78	8.9958	45.0000	100.00	8 Yung, HonPor Ball
2	41	4.72	8.6864	43.4524	96.56	139 Hung, WAI CHING
3	45	5.19	8.6705	43.3728	96.38	35 Wong, Kin Wilkins
4	37	4.36	8.4862	42.4509	94.34	34 Kwok, KungWan Lewis
5	39	4.67	8.3512	41.7753	92.83	80 Chow, TseLun Allan
6	45	5.43	8.2873	41.4557	92.12	84 Kwok, NgaLun Alan
7	41	5.03	8.1511	40.7744	90.61	22 Ng, KamBun Dymosh
8	39	4.85	8.0412	40.2249	89.39	13 Lau, ChiWai Wilson
9	39	4.86	8.0247	40.1421	89.20	130 Lam, SEEHO Kelvin
10	41	5.19	7.8998	39.5174	87.82	1 Lai, Ka Wai
11	43	5.47	7.8611	39.3236	87.39	15 Chan, KinWah Jeff
12	43	5.58	7.7061	38.5484	85.66	123 Lo, Jenkins
13	39	5.13	7.6023	38.0294	84.51	5 Leung, WC Chris
14	43	5.87	7.3254	36.6440	81.43	85 KOO, TingWai David
15	41	5.70	7.1930	35.9816	79.96	111 Wong, HoYin Stanley
16	43	6.03	7.1310	35.6716	79.27	162 Luk, ChunKit Vincent
17	39	5.52	7.0652	35.3425	78.54	33 Leung, WaiLam
18	39	5.52	7.0652	35.3425	78.54	137 Lau, KwokFai
19	43	6.10	7.0492	35.2623	78.36	132 Wong, Barry
20	41	5.84	7.0205	35.1191	78.04	76 Chiu, ShukMing Jacky
21	45	6.41	7.0203	35.1177	78.04	113 Wong, Man Wai
22	37	5.37	6.8901	34.4667	76.59	145 Cheung, Pak Wan
23	45	6.55	6.8702	34.3671	76.37	83 Chan, FanWing Fred
24	43	6.40	6.7188	33.6094	74.69	25 Choi, YatMan Curtis
25	37	5.60	6.6071	33.0511	73.45	101 Chung, WAI LUN
26	29	4.45	6.5169	32.5994	72.44	10 Lai, TszChun
27	41	6.33	6.4771	32.4005	72.00	143 Law, WaiKit Brian
28	45	7.28	6.1813	30.9210	68.71	26 Ng, WaiMing
29	45	7.39	6.0893	30.4607	67.69	86 Lai, Kwing Chiu
30	43	7.07	6.0820	30.4243	67.61	31 Chan, KinLun Alex
31	41	6.81	6.0206	30.1168	66.93	148 Joel, John Ulep
32	37	6.16	6.0065	30.0464	66.77	88 Pang, Long Yin
33	45	7.51	5.9920	29.9740	66.61	146 Chan, Kar Man Kimi
34	43	7.37	5.8345	29.1859	64.86	154 Wong, Johnny
35	39	6.69	5.8296	29.1615	64.80	21 Ng, HonFai Ambromas
36	35	6.02	5.8140	29.0833	64.63	32 Leung, ShunYin Kelvin
37	43	7.63	5.6356	28.1913	62.65	48 tsang, Thomas
38	41	7.56	5.4233	27.1290	60.29	147 Sum, Ka Chun Sam
39	35	6.81	5.1395	25.7095	57.13	159 Tang, Kam Tim
40	33	6.45	5.1163	25.5933	56.87	129 Law, Ronald
41	43	9.61	4.4745	22.3829	49.74	144 Loo, ChinChun Roger
42	18	4.78	3.7657	18.8372	41.86	17 Lo, KwokFai

OPEN -- Overall Stage Results

2010 MMC Rd2

Printed September 19, 2010 at 20:23




Stage 1 -- Stage 1

PTS	TIME	HIT FACTOR	STAGE POINTS	STAGE PERCENT	COMPETITOR # Name	
43	37	11.05	3.3484	16.7499	37.22	120 Chan, Hon Shu

STANDARD -- Overall Stage Results

2010 MMC Rd2

Printed September 19, 2010 at 20:23




Stage 1 -- Stage 1

	PTS	TIME	HIT FACTOR	STAGE POINTS	STAGE PERCENT	COMPETITOR # Name
1	45	4.42	10.1810	45.0000	100.00	58 Leung, MingHong Denis
2	43	4.30	10.0000	44.2000	98.22	7 Lau, KingLam Warout
3	43	5.05	8.5149	37.6356	83.63	141 Chu, KAILAM
4	41	4.83	8.4886	37.5197	83.38	9 Lee, SiuFai
5	45	5.31	8.4746	37.4576	83.24	89 Leung, CheukHei
6	35	4.37	8.0092	35.4005	78.67	23 Lee, SiuKee Ray
7	37	4.63	7.9914	35.3218	78.49	11 Cheung, TK Shortman
8	43	5.48	7.8467	34.6825	77.07	125 Chan, HoKee
9	41	5.29	7.7505	34.2571	76.13	42 Young, WingLai Johnny
10	43	5.55	7.7477	34.2450	76.10	117 Lee, HON CHEUNG
11	45	5.81	7.7453	34.2341	76.08	45 Lo, Hiu Chun
12	37	4.81	7.6923	34.0000	75.56	118 Tam, Tat Yee
13	43	5.62	7.6512	33.8185	75.15	138 Chui, ChiPan
14	43	5.64	7.6241	33.6986	74.89	158 Leung, chunTat
15	45	5.94	7.5758	33.4848	74.41	110 Chong, Tim Ming
16	43	5.71	7.5306	33.2855	73.97	62 Lo, Pak Lam Brian
17	37	4.92	7.5203	33.2398	73.87	19 Tsang, ChiuYin Felix
18	41	5.51	7.4410	32.8893	73.09	20 Chow, ChiShing Jester
19	41	5.52	7.4275	32.8297	72.95	51 Leung, KaMing Norris
20	45	6.09	7.3892	32.6601	72.58	82 Fung, YiuChung Plato
21	39	5.29	7.3724	32.5860	72.41	40 Hung, PingKi Norman
22	39	5.37	7.2626	32.1006	71.33	74 Kung, WingFai Simon
23	39	5.40	7.2222	31.9222	70.94	38 Kwong, Wing Tak
24	39	5.49	7.1038	31.3989	69.78	133 Li, CHUN WAH
25	39	5.56	7.0144	31.0036	68.90	116 Li, Kin Fung
26	35	4.99	7.0140	31.0020	68.89	16 IP, WingKin Ricky
27	41	5.85	7.0085	30.9778	68.84	14 Liu, KaChun
28	41	5.95	6.8908	30.4571	67.68	151 Allen, Salonga
29	35	5.08	6.8898	30.4528	67.67	57 Ng, ManKai Chris
30	43	6.27	6.8581	30.3126	67.36	81 Law, ChunKit Stanley
31	41	6.09	6.7323	29.7570	66.13	135 Yu, SauYan Iris
32	35	5.25	6.6667	29.4667	65.48	37 Kung, Ben
33	37	5.63	6.5719	29.0480	64.55	59 Ng, KwokWai Ringo
34	35	5.39	6.4935	28.7013	63.78	50 Chan, SungChi
35	37	5.72	6.4685	28.5909	63.54	106 Yau, Leo
36	37	5.76	6.4236	28.3924	63.09	44 Sham, Ben
37	39	6.09	6.4039	28.3054	62.90	87 Kwok, Man Kin Roger
38	39	6.15	6.3415	28.0293	62.29	47 Chow, Wing Yue
39	45	7.21	6.2413	27.5867	61.30	115 Wong, ChinHei
40	31	5.01	6.1876	27.3493	60.78	134 Liu, ChiChiu
41	35	5.68	6.1620	27.2359	60.52	142 Leung, Axel
42	31	5.09	6.0904	26.9194	59.82	128 Ma, Siu Tung Tony

STANDARD -- Overall Stage Results

2010 MMC Rd2

Printed September 19, 2010 at 20:23



Stage 1 -- Stage 1

	PTS	TIME	HIT FACTOR	STAGE POINTS	STAGE PERCENT	COMPETITOR # Name
43	39	6.42	6.0748	26.8505	59.67	6 Wong, KwokKit
44	45	7.51	5.9920	26.4847	58.85	98 Lam, Chun Yat
45	41	7.06	5.8074	25.6686	57.04	52 Suen, Jonathan
46	35	6.11	5.7283	25.3191	56.26	28 Lam, LokNing Anna
47	41	7.20	5.6944	25.1694	55.93	54 Lau, Tiffany
48	43	7.61	5.6505	24.9750	55.50	36 Ng, CheukYin Kelvin
49	37	6.56	5.6402	24.9299	55.40	96 Feng, Chin Kan
50	37	6.58	5.6231	24.8541	55.23	49 Cheng, KwokKwan Alaric
51	41	7.45	5.5034	24.3248	54.06	55 Cheung, Nelson
52	43	7.98	5.3885	23.8170	52.93	122 Tong, Kwun Lun
53	43	7.99	5.3817	23.7872	52.86	108 Kwong, Wai Bun
54	35	6.55	5.3435	23.6183	52.49	131 Lam, Chi Kan Joseph
55	39	7.30	5.3425	23.6137	52.47	68 Cheng, Lik Jeffrey
56	28	5.25	5.3333	23.5733	52.39	121 Fung, Wai Pan
57	33	6.20	5.3226	23.5258	52.28	109 Yuen, Wai Chun
58	43	8.18	5.2567	23.2347	51.63	157 Aroop, Lalla
59	30	5.78	5.1903	22.9412	50.98	100 Chow, SZE SUM
60	41	7.90	5.1899	22.9392	50.98	72 Yip, SaiKit Eddie
61	31	6.00	5.1667	22.8367	50.75	53 Ng, Candy
62	39	7.59	5.1383	22.7115	50.47	107 Wong, HoChing
63	31	6.09	5.0903	22.4992	50.00	70 Chan, K.H. Richard
64	41	8.33	4.9220	21.7551	48.34	29 Chan, Ka Keung Steven
65	39	7.98	4.8872	21.6015	48.00	27 Yau, Tat Pui Thomas
66	39	8.01	4.8689	21.5206	47.82	104 Lee, WAI LOK
67	29	6.01	4.8253	21.3278	47.40	126 Lai, David
68	35	7.29	4.8011	21.2208	47.16	30 Hui, Carlos
69	35	7.54	4.6419	20.5172	45.59	3 Lee, TingPok Tommy
70	41	9.02	4.5455	20.0909	44.65	2 Chan, ChiHang Anthony
71	41	9.08	4.5154	19.9581	44.35	73 Wong, GeeSang Masher
72	37	8.94	4.1387	18.2931	40.65	39 Lau, Michael
73	37	9.19	4.0261	17.7954	39.55	127 Hung, WingKeung
74	20	4.97	4.0241	17.7867	39.53	12 Cheung, ChinTung James
75	35	10.51	3.3302	14.7193	32.71	64 Lam, Yat Chung Tim
76	18	5.70	3.1579	13.9579	31.02	78 Ho, Kai Kit Kenneth
77	21	7.22	2.9086	12.8560	28.57	156 Leung, Siu Kin
78	35	13.33	2.6257	11.6054	25.79	46 Tam, Frankie
79	26	22.93	1.1339	5.0118	11.14	149 Bernard, Liwanag
80	0	4.44	0.0000	0.0000	0.00	61 Lo, Hoi FungPatrick

PRODUCTION -- Overall Stage Results

2010 MMC Rd2

Printed September 19, 2010 at 20:23



Stage 1 -- Stage 1

	PTS	TIME	HIT FACTOR	STAGE POINTS	STAGE PERCENT	COMPETITOR # Name
1	37	4.73	7.8224	45.0000	100.00	4 Wong, KinWai Tim
2	41	5.26	7.7947	44.8405	99.65	102 Hui, CHUN CHUNG
3	41	5.41	7.5786	43.5972	96.88	93 Leung, Siu Ki
4	39	5.23	7.4570	42.8978	95.33	105 Li, YU PING
5	43	5.81	7.4010	42.5759	94.61	67 Fan, ChunMan
6	45	6.45	6.9767	40.1351	89.19	60 Suen, SheungTak Dick
7	35	5.75	6.0870	35.0164	77.81	153 Rodel, Pacis
8	24	7.89	3.0418	17.4987	38.89	95 Lee, Kin Fung
9	20	8.96	2.2321	12.8409	28.54	97 Wong, Hei Yin
10	0	0.00	0.0000	0.0000	0.00	94 Leung, Siu Fung

OPEN -- Overall Stage Results

2010 MMC Rd2

Printed September 19, 2010 at 20:23



Stage 2 -- Stage 2

	PTS	TIME	HIT FACTOR	STAGE POINTS	STAGE PERCENT	COMPETITOR # Name
1	66	6.96	9.4828	70.0000	100.00	84 Kwok, NgaLun Alan
2	68	7.41	9.1768	67.7414	96.77	34 Kwok, KungWan Lewis
3	66	7.23	9.1286	67.3859	96.27	10 Lai, TszChun
4	70	8.30	8.4337	62.2563	88.94	111 Wong, HoYin Stanley
5	64	7.72	8.2902	61.1964	87.42	22 Ng, KamBun Dymosh
6	68	8.31	8.1829	60.4048	86.29	17 Lo, KwokFai
7	66	8.49	7.7739	57.3852	81.98	83 Chan, FanWing Fred
8	68	8.75	7.7714	57.3673	81.95	13 Lau, ChiWai Wilson
9	64	8.25	7.7576	57.2650	81.81	162 Luk, ChunKit Vincent
10	70	9.03	7.7519	57.2234	81.75	120 Chan, Hon Shu
11	64	8.36	7.6555	56.5115	80.73	88 Pang, Long Yin
12	68	8.93	7.6148	56.2109	80.30	132 Wong, Barry
13	62	8.25	7.5152	55.4755	79.25	139 Hung, WAI CHING
14	66	8.79	7.5085	55.4266	79.18	21 Ng, HonFai Ambromas
15	60	8.08	7.4257	54.8155	78.31	130 Lam, SEEHO Kelvin
16	64	8.68	7.3733	54.4282	77.75	1 Lai, Ka Wai
17	66	9.09	7.2607	53.5974	76.57	143 Law, WaiKit Brian
18	68	9.42	7.2187	53.2870	76.12	76 Chiu, ShukMing Jacky
19	62	8.59	7.2177	53.2797	76.11	148 Joel, John Ulep
20	70	9.71	7.2091	53.2160	76.02	123 Lo, Jenkins
21	64	8.90	7.1910	53.0827	75.83	8 Yung, HonPor Ball
22	58	8.08	7.1782	52.9883	75.70	137 Lau, KwokFai
23	64	9.02	7.0953	52.3765	74.82	85 KOO, TingWai David
24	64	9.03	7.0875	52.3185	74.74	5 Leung, WC Chris
25	70	9.91	7.0636	52.1420	74.49	145 Cheung, Pak Wan
26	68	9.73	6.9887	51.5893	73.70	33 Leung, WaiLam
27	66	9.49	6.9547	51.3382	73.34	101 Chung, WAI LUN
28	68	9.93	6.8479	50.5502	72.21	31 Chan, KinLun Alex
29	66	9.74	6.7762	50.0205	71.46	113 Wong, Man Wai
30	68	10.16	6.6929	49.4059	70.58	15 Chan, KinWah Jeff
31	66	9.98	6.6132	48.8176	69.74	25 Choi, YatMan Curtis
32	51	7.90	6.4557	47.6548	68.08	35 Wong, Kin Wilkins
33	70	11.09	6.3120	46.5940	66.56	32 Leung, ShunYin Kelvin
34	56	9.02	6.2084	45.8295	65.47	144 Loo, ChinChun Roger
35	56	9.99	5.6056	41.3796	59.11	129 Law, Ronald
36	62	11.36	5.4577	40.2881	57.55	48 tsang, Thomas
37	51	9.57	5.3292	39.3388	56.20	154 Wong, Johnny
38	70	13.37	5.2356	38.6483	55.21	26 Ng, WaiMing
39	66	12.90	5.1163	37.7674	53.95	147 Sum, Ka Chun Sam
40	41	8.81	4.6538	34.3535	49.08	80 Chow, TseLun Allan
41	55	12.28	4.4788	33.0619	47.23	86 Lai, Kwing Chiu
42	49	11.14	4.3986	32.4694	46.38	146 Chan, Kar Man Kimi

OPEN -- Overall Stage Results

2010 MMC Rd2

Printed September 19, 2010 at 20:23



Stage 2 -- Stage 2

PTS	TIME	HIT FACTOR	STAGE POINTS	STAGE PERCENT	COMPETITOR # Name	
43	46	13.37	3.4405	25.3974	36.28	159 Tang, Kam Tim

STANDARD -- Overall Stage Results

2010 MMC Rd2

Printed September 19, 2010 at 20:23




Stage 2 -- Stage 2

	PTS	TIME	HIT FACTOR	STAGE POINTS	STAGE PERCENT	COMPETITOR # Name
1	68	6.86	9.9125	70.0000	100.00	16 IP, WingKin Ricky
2	70	7.41	9.4467	66.7103	95.30	57 Ng, ManKai Chris
3	66	7.60	8.6842	61.3259	87.61	58 Leung, MingHong Denis
4	68	8.01	8.4894	59.9501	85.64	141 Chu, KAILAM
5	68	8.12	8.3744	59.1379	84.48	117 Lee, HON CHEUNG
6	68	8.37	8.1243	57.3716	81.96	20 Chow, ChiShing Jester
7	64	7.89	8.1115	57.2817	81.83	125 Chan, HoKee
8	68	8.49	8.0094	56.5607	80.80	134 Liu, ChiChiu
9	70	8.86	7.9007	55.7927	79.70	51 Leung, KaMing Norris
10	68	8.65	7.8613	55.5145	79.31	11 Cheung, TK Shortman
11	70	8.97	7.8038	55.1085	78.73	59 Ng, KwokWai Ringo
12	68	8.75	7.7714	54.8800	78.40	128 Ma, Siu Tung Tony
13	66	8.53	7.7374	54.6397	78.06	74 Kung, WingFai Simon
14	66	8.71	7.5775	53.5105	76.44	50 Chan, SungChi
15	62	8.19	7.5702	53.4590	76.37	44 Sham, Ben
16	70	9.34	7.4946	52.9254	75.61	89 Leung, CheukHei
17	60	8.16	7.3529	51.9247	74.18	19 Tsang, ChiuYin Felix
18	66	8.99	7.3415	51.8439	74.06	110 Chong, Tim Ming
19	64	9.01	7.1032	50.1613	71.66	87 Kwok, Man Kin Roger
20	66	9.46	6.9767	49.2681	70.38	38 Kwong, Wing Tak
21	68	9.83	6.9176	48.8505	69.79	9 Lee, SiuFai
22	64	9.27	6.9040	48.7544	69.65	138 Chui, ChiPan
23	70	10.15	6.8966	48.7018	69.57	7 Lau, KingLam Warout
24	70	10.24	6.8359	48.2738	68.96	49 Cheng, KwokKwan Alaric
25	66	9.72	6.7901	47.9503	68.50	3 Lee, TingPok Tommy
26	68	10.13	6.7127	47.4037	67.72	61 Lo, Hoi FungPatrick
27	66	9.90	6.6667	47.0784	67.25	151 Allen, Salonga
28	66	9.99	6.6066	46.6543	66.65	37 Kung, Ben
29	70	10.79	6.4875	45.8131	65.45	40 Hung, PingKi Norman
30	60	9.37	6.4034	45.2194	64.60	82 Fung, YiuChung Plato
31	68	10.80	6.2963	44.4630	63.52	39 Lau, Michael
32	62	9.99	6.2062	43.8268	62.61	52 Suen, Jonathan
33	70	11.48	6.0976	43.0595	61.51	133 Li, CHUN WAH
34	47	7.71	6.0960	43.0484	61.50	12 Cheung, ChinTung James
35	54	8.89	6.0742	42.8949	61.28	116 Li, Kin Fung
36	58	9.74	5.9548	42.0516	60.07	23 Lee, SiuKee Ray
37	64	10.80	5.9259	41.8475	59.78	135 Yu, SauYan Iris
38	70	11.85	5.9072	41.7151	59.59	158 Leung, chunTat
39	66	11.29	5.8459	41.2822	58.97	53 Ng, Candy
40	53	9.21	5.7546	40.6377	58.05	46 Tam, Frankie
41	68	11.98	5.6761	40.0835	57.26	131 Lam, Chi Kan Joseph
42	51	9.16	5.5677	39.3177	56.17	121 Fung, Wai Pan

STANDARD -- Overall Stage Results

2010 MMC Rd2

Printed September 19, 2010 at 20:23



Stage 2 -- Stage 2

	PTS	TIME	HIT FACTOR	STAGE POINTS	STAGE PERCENT	COMPETITOR # Name
43	66	11.97	5.5138	38.9370	55.62	55 Cheung, Nelson
44	47	8.64	5.4398	38.4147	54.88	28 Lam, LokNing Anna
45	66	12.22	5.4010	38.1405	54.49	106 Yau, Leo
46	68	12.74	5.3375	37.6923	53.85	54 Lau, Tiffany
47	62	11.63	5.3310	37.6466	53.78	142 Leung, Axel
48	51	9.65	5.2850	37.3212	53.32	127 Hung, WingKeung
49	64	12.16	5.2632	37.1672	53.10	27 Yau, Tat Pui Thomas
50	70	13.81	5.0688	35.7946	51.14	62 Lo, Pak Lam Brian
51	51	10.07	5.0645	35.7646	51.09	47 Chow, Wing Yue
52	68	13.72	4.9563	35.0000	50.00	107 Wong, HoChing
53	68	14.04	4.8433	34.2023	48.86	81 Law, ChunKit Stanley
54	68	14.14	4.8091	33.9604	48.51	109 Yuen, Wai Chun
55	62	12.95	4.7876	33.8092	48.30	45 Lo, Hiu Chun
56	66	13.80	4.7826	33.7737	48.25	2 Chan, ChiHang Anthony
57	64	13.40	4.7761	33.7278	48.18	108 Kwong, Wai Bun
58	66	13.88	4.7550	33.5790	47.97	36 Ng, CheukYin Kelvin
59	68	14.33	4.7453	33.5101	47.87	6 Wong, KwokKit
60	64	13.65	4.6886	33.1101	47.30	29 Chan, Ka Keung Steven
61	64	13.69	4.6749	33.0134	47.16	30 Hui, Carlos
62	40	8.68	4.6083	32.5427	46.49	14 Liu, KaChun
63	66	14.56	4.5330	32.0107	45.73	70 Chan, K.H. Richard
64	45	10.00	4.5000	31.7779	45.40	126 Lai, David
65	68	15.17	4.4825	31.6546	45.22	122 Tong, Kwun Lun
66	50	11.17	4.4763	31.6104	45.16	73 Wong, GeeSang Masher
67	50	11.55	4.3290	30.5704	43.67	100 Chow, SZE SUM
68	47	11.07	4.2457	29.9822	42.83	42 Young, WingLai Johnny
69	66	15.69	4.2065	29.7053	42.44	98 Lam, Chun Yat
70	53	12.95	4.0927	28.9014	41.29	72 Yip, SaiKit Eddie
71	66	16.58	3.9807	28.1108	40.16	115 Wong, ChinHei
72	62	15.92	3.8945	27.5018	39.29	156 Leung, Siu Kin
73	56	16.17	3.4632	24.4563	34.94	68 Cheng, Lik Jeffrey
74	55	15.95	3.4483	24.3509	34.79	149 Bernard, Liwanag
75	60	17.69	3.3917	23.9517	34.22	157 Aroop, Lalla
76	70	21.61	3.2392	22.8748	32.68	96 Feng, Chin Kan
77	36	13.13	2.7418	19.3620	27.66	118 Tam, Tat Yee
78	40	15.19	2.6333	18.5958	26.57	104 Lee, WAI LOK
79	62	23.72	2.6138	18.4582	26.37	64 Lam, Yat Chung Tim
80	55	23.77	2.3138	16.3398	23.34	78 Ho, Kai Kit Kenneth

PRODUCTION -- Overall Stage Results

2010 MMC Rd2

Printed September 19, 2010 at 20:23



Stage 2 -- Stage 2

	PTS	TIME	HIT FACTOR	STAGE POINTS	STAGE PERCENT	COMPETITOR # Name
1	68	8.50	8.0000	70.0000	100.00	4 Wong, KinWai Tim
2	68	9.21	7.3833	64.6037	92.29	67 Fan, ChunMan
3	66	9.24	7.1429	62.5000	89.29	60 Suen, SheungTak Dick
4	66	9.45	6.9841	61.1111	87.30	105 Li, YU PING
5	66	10.36	6.3707	55.7432	79.63	94 Leung, Siu Fung
6	58	9.37	6.1900	54.1622	77.37	153 Rodel, Pacis
7	64	11.81	5.4191	47.4174	67.74	97 Wong, Hei Yin
8	60	15.03	3.9920	34.9301	49.90	95 Lee, Kin Fung
9	51	15.18	3.3597	29.3972	42.00	93 Leung, Siu Ki
10	0	0.00	0.0000	0.0000	0.00	102 Hui, CHUN CHUNG

OPEN -- Overall Stage Results

2010 MMC Rd2

Printed September 19, 2010 at 20:23



Stage 3 -- Stage 3

	PTS	TIME	HIT FACTOR	STAGE POINTS	STAGE PERCENT	COMPETITOR # Name
1	147	15.16	9.6966	155.0000	100.00	34 Kwok, KungWan Lewis
2	141	15.30	9.2157	147.3130	95.04	130 Lam, SEEHO Kelvin
3	122	13.33	9.1523	146.2996	94.39	10 Lai, TszChun
4	141	16.85	8.3680	133.7620	86.30	22 Ng, KamBun Dymosh
5	147	17.71	8.3004	132.6821	85.60	101 Chung, WAI LUN
6	141	17.00	8.2941	132.5817	85.54	139 Hung, WAI CHING
7	141	17.51	8.0525	128.7202	83.05	32 Leung, ShunYin Kelvin
8	139	17.27	8.0486	128.6578	83.01	1 Lai, Ka Wai
9	133	16.74	7.9450	127.0018	81.94	137 Lau, KwokFai
10	141	18.04	7.8160	124.9385	80.61	80 Chow, TseLun Allan
11	149	19.07	7.8133	124.8962	80.58	84 Kwok, NgaLun Alan
12	135	17.57	7.6836	122.8218	79.24	8 Yung, HonPor Ball
13	133	17.37	7.6569	122.3955	78.96	13 Lau, ChiWai Wilson
14	135	17.71	7.6228	121.8509	78.61	76 Chiu, ShukMing Jacky
15	141	18.67	7.5522	120.7225	77.89	5 Leung, WC Chris
16	141	18.85	7.4801	119.5697	77.14	145 Cheung, Pak Wan
17	139	18.67	7.4451	119.0101	76.78	35 Wong, Kin Wilkins
18	149	20.04	7.4351	118.8508	76.68	83 Chan, FanWing Fred
19	147	20.42	7.1988	115.0735	74.24	15 Chan, KinWah Jeff
20	123	17.35	7.0893	113.3233	73.11	88 Pang, Long Yin
21	137	19.86	6.8983	110.2694	71.14	132 Wong, Barry
22	139	20.42	6.8071	108.8110	70.20	123 Lo, Jenkins
23	153	22.49	6.8030	108.7466	70.16	147 Sum, Ka Chun Sam
24	143	21.09	6.7805	108.3860	69.93	33 Leung, WaiLam
25	155	23.24	6.6695	106.6127	68.78	146 Chan, Kar Man Kimi
26	137	20.58	6.6569	106.4115	68.65	21 Ng, HonFai Ambromas
27	135	20.60	6.5534	104.7563	67.58	159 Tang, Kam Tim
28	137	21.10	6.4929	103.7891	66.96	85 KOO, TingWai David
29	118	18.18	6.4906	103.7532	66.94	17 Lo, KwokFai
30	137	21.22	6.4562	103.2021	66.58	111 Wong, HoYin Stanley
31	141	21.84	6.4560	103.2001	66.58	25 Choi, YatMan Curtis
32	127	20.40	6.2255	99.5147	64.20	148 Joel, John Ulep
33	117	19.16	6.1065	97.6122	62.98	48 tsang, Thomas
34	137	22.52	6.0835	97.2447	62.74	113 Wong, Man Wai
35	153	25.17	6.0787	97.1677	62.69	26 Ng, WaiMing
36	137	23.85	5.7442	91.8218	59.24	154 Wong, Johnny
37	137	24.18	5.6658	90.5686	58.43	31 Chan, KinLun Alex
38	115	20.45	5.6235	89.8914	57.99	129 Law, Ronald
39	108	20.49	5.2709	84.2549	54.36	144 Loo, ChinChun Roger
40	133	26.66	4.9887	79.7453	51.45	86 Lai, Kwing Chiu
41	106	30.02	3.5310	56.4428	36.41	143 Law, WaiKit Brian
42	89	34.04	2.6146	41.7940	26.96	120 Chan, Hon Shu

OPEN -- Overall Stage Results

2010 MMC Rd2

Printed September 19, 2010 at 20:23



Stage 3 -- Stage 3

PTS	TIME	HIT FACTOR	STAGE POINTS	STAGE PERCENT	COMPETITOR # Name	
43	51	20.75	2.4578	39.2885	25.35	162 Luk, ChunKit Vincent

STANDARD -- Overall Stage Results

2010 MMC Rd2

Printed September 19, 2010 at 20:23




Stage 3 -- Stage 3

	PTS	TIME	HIT FACTOR	STAGE POINTS	STAGE PERCENT	COMPETITOR # Name
1	149	15.75	9.4603	155.0000	100.00	58 Leung, MingHong Denis
2	149	15.85	9.4006	154.0221	99.37	125 Chan, HoKee
3	143	16.01	8.9319	146.3426	94.41	57 Ng, ManKai Chris
4	137	15.40	8.8961	145.7558	94.04	7 Lau, KingLam Warout
5	141	16.03	8.7960	144.1158	92.98	141 Chu, KAILAM
6	131	15.06	8.6985	142.5188	91.95	11 Cheung, TK Shortman
7	149	17.21	8.6578	141.8507	91.52	138 Chui, ChiPan
8	133	15.53	8.5641	140.3157	90.53	16 IP, WingKin Ricky
9	133	15.79	8.4231	138.0052	89.04	12 Cheung, ChinTung James
10	149	17.85	8.3473	136.7647	88.24	82 Fung, YiuChung Plato
11	153	18.44	8.2972	135.9429	87.71	2 Chan, ChiHang Anthony
12	145	17.72	8.1828	134.0696	86.50	9 Lee, SiuFai
13	137	16.79	8.1596	133.6890	86.25	23 Lee, SiuKee Ray
14	141	17.51	8.0525	131.9347	85.12	100 Chow, SZE SUM
15	143	18.21	7.8528	128.6625	83.01	37 Kung, Ben
16	115	15.05	7.6412	125.1951	80.77	134 Liu, ChiChiu
17	149	19.74	7.5481	123.6702	79.79	50 Chan, SungChi
18	139	18.50	7.5135	123.1031	79.42	51 Leung, KaMing Norris
19	141	18.78	7.5080	123.0126	79.36	14 Liu, KaChun
20	131	17.82	7.3513	120.4452	77.71	117 Lee, HON CHEUNG
21	149	20.40	7.3039	119.6691	77.21	89 Leung, CheukHei
22	147	20.16	7.2917	119.4683	77.08	87 Kwok, Man Kin Roger
23	143	20.32	7.0374	115.3024	74.39	118 Tam, Tat Yee
24	118	16.86	6.9988	114.6702	73.98	42 Young, WingLai Johnny
25	149	21.63	6.8886	112.8641	72.82	62 Lo, Pak Lam Brian
26	115	16.75	6.8657	112.4887	72.57	19 Tsang, ChiuYin Felix
27	135	19.80	6.8182	111.7106	72.07	109 Yuen, Wai Chun
28	137	20.19	6.7855	111.1758	71.73	151 Allen, Salonga
29	131	19.33	6.7770	111.0364	71.64	38 Kwong, Wing Tak
30	141	21.00	6.7143	110.0084	70.97	3 Lee, TingPok Tommy
31	121	18.04	6.7073	109.8942	70.90	61 Lo, Hoi FungPatrick
32	131	20.15	6.5012	106.5178	68.72	28 Lam, LokNing Anna
33	151	23.26	6.4918	106.3636	68.62	81 Law, ChunKit Stanley
34	131	20.23	6.4755	106.0966	68.45	126 Lai, David
35	151	23.34	6.4696	105.9991	68.39	110 Chong, Tim Ming
36	143	22.30	6.4126	105.0648	67.78	133 Li, CHUN WAH
37	143	22.45	6.3697	104.3628	67.33	72 Yip, SaiKit Eddie
38	133	21.17	6.2825	102.9335	66.41	128 Ma, Siu Tung Tony
39	143	22.82	6.2664	102.6707	66.24	55 Cheung, Nelson
40	147	23.57	6.2367	102.1842	65.93	115 Wong, ChinHei
41	135	21.76	6.2040	101.6485	65.58	74 Kung, WingFai Simon
42	143	23.22	6.1585	100.9020	65.10	70 Chan, K.H. Richard

STANDARD -- Overall Stage Results

2010 MMC Rd2

Printed September 19, 2010 at 20:23



Stage 3 -- Stage 3

	PTS	TIME	HIT FACTOR	STAGE POINTS	STAGE PERCENT	COMPETITOR # Name
43	133	21.61	6.1546	100.8377	65.06	54 Lau, Tiffany
44	137	22.36	6.1270	100.3864	64.77	20 Chow, ChiShing Jester
45	131	21.58	6.0704	99.4594	64.17	27 Yau, Tat Pui Thomas
46	127	20.95	6.0621	99.3221	64.08	59 Ng, KwokWai Ringo
47	127	21.32	5.9568	97.5984	62.97	52 Suen, Jonathan
48	118	19.82	5.9536	97.5449	62.93	40 Hung, PingKi Norman
49	143	24.27	5.8920	96.5367	62.28	6 Wong, KwokKit
50	139	23.61	5.8873	96.4594	62.23	135 Yu, SauYan Iris
51	126	21.44	5.8769	96.2879	62.12	122 Tong, Kwun Lun
52	141	24.11	5.8482	95.8182	61.82	73 Wong, GeeSang Masher
53	113	19.62	5.7594	94.3638	60.88	142 Leung, Axel
54	143	24.97	5.7269	93.8304	60.54	131 Lam, Chi Kan Joseph
55	131	22.97	5.7031	93.4407	60.28	46 Tam, Frankie
56	112	19.66	5.6968	93.3384	60.22	39 Lau, Michael
57	139	24.66	5.6367	92.3523	59.58	127 Hung, WingKeung
58	145	26.82	5.4064	88.5799	57.15	30 Hui, Carlos
59	153	28.78	5.3162	87.1017	56.19	96 Feng, Chin Kan
60	145	27.80	5.2158	85.4573	55.13	98 Lam, Chun Yat
61	141	27.51	5.1254	83.9759	54.18	36 Ng, CheukYin Kelvin
62	110	21.50	5.1163	83.8263	54.08	106 Yau, Leo
63	95	18.74	5.0694	83.0577	53.59	116 Li, Kin Fung
64	127	26.54	4.7852	78.4023	50.58	49 Cheng, KwokKwan Alaric
65	147	31.19	4.7130	77.2197	49.82	107 Wong, HoChing
66	123	26.88	4.5759	74.9725	48.37	149 Bernard, Liwanag
67	131	28.89	4.5344	74.2933	47.93	108 Kwong, Wai Bun
68	127	28.58	4.4437	72.8061	46.97	29 Chan, Ka Keung Steven
69	133	30.50	4.3607	71.4460	46.09	68 Cheng, Lik Jeffrey
70	133	32.22	4.1279	67.6320	43.63	156 Leung, Siu Kin
71	131	32.03	4.0899	67.0101	43.23	104 Lee, WAI LOK
72	110	26.90	4.0892	66.9987	43.22	47 Chow, Wing Yue
73	125	31.29	3.9949	65.4531	42.23	45 Lo, Hiu Chun
74	99	26.10	3.7931	62.1471	40.09	121 Fung, Wai Pan
75	139	39.03	3.5614	58.3502	37.65	64 Lam, Yat Chung Tim
76	67	26.13	2.5641	42.0108	27.10	158 Leung, chunTat
77	68	28.29	2.4037	39.3824	25.41	78 Ho, Kai Kit Kenneth
78	66	31.69	2.0827	34.1230	22.01	44 Sham, Ben
79	54	28.89	1.8692	30.6247	19.76	53 Ng, Candy

PRODUCTION -- Overall Stage Results

2010 MMC Rd2

Printed September 19, 2010 at 20:23



Stage 3 -- Stage 3

	PTS	TIME	HIT FACTOR	STAGE POINTS	STAGE PERCENT	COMPETITOR # Name
1	147	18.97	7.7491	155.0000	100.00	105 Li, YU PING
2	139	19.11	7.2737	145.4909	93.87	4 Wong, KinWai Tim
3	131	18.10	7.2376	144.7686	93.40	67 Fan, ChunMan
4	143	22.14	6.4589	129.1933	83.35	94 Leung, Siu Fung
5	108	19.03	5.6752	113.5185	73.24	102 Hui, CHUN CHUNG
6	86	17.06	5.0410	100.8326	65.05	60 Suen, SheungTak Dick
7	145	35.50	4.0845	81.6999	52.71	153 Rodel, Pacis
8	94	29.12	3.2280	64.5681	41.66	97 Wong, Hei Yin
9	29	36.94	0.7851	15.7030	10.13	95 Lee, Kin Fung
10	0	22.42	0.0000	0.0000	0.00	93 Leung, Siu Ki

OPEN -- Overall Stage Results

2010 MMC Rd2

Printed September 19, 2010 at 20:23



Stage 4 -- Stage 4

	PTS	TIME	HIT FACTOR	STAGE POINTS	STAGE PERCENT	COMPETITOR # Name
1	78	6.50	12.0000	80.0000	100.00	10 Lai, TszChun
2	80	7.09	11.2835	75.2233	94.03	17 Lo, KwokFai
3	74	6.84	10.8187	72.1248	90.16	80 Chow, TseLun Allan
4	70	6.88	10.1744	67.8295	84.79	34 Kwok, KungWan Lewis
5	74	7.28	10.1648	67.7656	84.71	139 Hung, WAI CHING
6	74	7.45	9.9329	66.2192	82.77	162 Luk, ChunKit Vincent
7	72	7.29	9.8765	65.8436	82.30	130 Lam, SEEHO Kelvin
8	76	7.81	9.7311	64.8741	81.09	22 Ng, KamBun Dymosh
9	74	7.75	9.5484	63.6559	79.57	111 Wong, HoYin Stanley
10	74	7.82	9.4629	63.0861	78.86	31 Chan, KinLun Alex
11	74	7.94	9.3199	62.1327	77.67	48 tsang, Thomas
12	80	8.61	9.2915	61.9435	77.43	83 Chan, FanWing Fred
13	78	8.46	9.2199	61.4657	76.83	88 Pang, Long Yin
14	78	8.65	9.0173	60.1156	75.14	101 Chung, WAI LUN
15	76	8.45	8.9941	59.9606	74.95	15 Chan, KinWah Jeff
16	80	8.90	8.9888	59.9251	74.91	132 Wong, Barry
17	72	8.21	8.7698	58.4653	73.08	84 Kwok, NgaLun Alan
18	76	8.71	8.7256	58.1707	72.71	33 Leung, WaiLam
19	76	9.15	8.3060	55.3734	69.22	76 Chiu, ShukMing Jacky
20	70	8.47	8.2645	55.0964	68.87	1 Lai, Ka Wai
21	74	9.03	8.1949	54.6327	68.29	137 Lau, KwokFai
22	72	8.82	8.1633	54.4218	68.03	13 Lau, ChiWai Wilson
23	76	9.56	7.9498	52.9986	66.25	145 Cheung, Pak Wan
24	74	9.49	7.7977	51.9845	64.98	123 Lo, Jenkins
25	78	10.14	7.6923	51.2820	64.10	147 Sum, Ka Chun Sam
26	70	9.21	7.6004	50.6696	63.34	32 Leung, ShunYin Kelvin
27	78	10.32	7.5581	50.3876	62.98	26 Ng, WaiMing
28	74	9.89	7.4823	49.8820	62.35	5 Leung, WC Chris
29	76	10.41	7.3007	48.6712	60.84	146 Chan, Kar Man Kimi
30	70	9.62	7.2765	48.5101	60.64	144 Loo, ChinChun Roger
31	80	11.11	7.2007	48.0048	60.01	25 Choi, YatMan Curtis
32	72	10.01	7.1928	47.9520	59.94	85 KOO, TingWai David
33	66	9.23	7.1506	47.6706	59.59	129 Law, Ronald
34	74	10.56	7.0076	46.7172	58.40	148 Joel, John Ulep
35	72	10.39	6.9297	46.1983	57.75	86 Lai, Kwing Chiu
36	80	12.06	6.6335	44.2233	55.28	113 Wong, Man Wai
37	55	8.30	6.6265	44.1767	55.22	8 Yung, HonPor Ball
38	76	11.58	6.5630	43.7536	54.69	154 Wong, Johnny
39	66	10.08	6.5476	43.6508	54.56	159 Tang, Kam Tim
40	54	9.65	5.5959	37.3057	46.63	21 Ng, HonFai Ambromas
41	76	14.24	5.3371	35.5805	44.48	35 Wong, Kin Wilkins
42	60	11.74	5.1107	34.0715	42.59	120 Chan, Hon Shu

OPEN -- Overall Stage Results

2010 MMC Rd2

Printed September 19, 2010 at 20:23



Stage 4 -- Stage 4

PTS	TIME	HIT FACTOR	STAGE POINTS	STAGE PERCENT	COMPETITOR # Name	
43	11	8.90	1.2360	8.2397	10.30	143 Law, WaiKit Brian

STANDARD -- Overall Stage Results

2010 MMC Rd2

Printed September 19, 2010 at 20:23




Stage 4 -- Stage 4

	PTS	TIME	HIT FACTOR	STAGE POINTS	STAGE PERCENT	COMPETITOR # Name
1	76	5.94	12.7946	80.0000	100.00	11 Cheung, TK Shortman
2	80	6.53	12.2511	76.6019	95.75	7 Lau, KingLam Warout
3	80	7.10	11.2676	70.4522	88.07	141 Chu, KAILAM
4	78	7.37	10.5834	66.1744	82.72	37 Kung, Ben
5	78	7.60	10.2632	64.1717	80.21	19 Tsang, ChiuYin Felix
6	76	7.54	10.0796	63.0239	78.78	58 Leung, MingHong Denis
7	78	7.90	9.8734	61.7348	77.17	50 Chan, SungChi
8	78	8.01	9.7378	60.8870	76.11	46 Tam, Frankie
9	76	7.96	9.5477	59.6985	74.62	128 Ma, Siu Tung Tony
10	76	8.05	9.4410	59.0311	73.79	9 Lee, SiuFai
11	64	6.79	9.4256	58.9350	73.67	42 Young, WingLai Johnny
12	70	7.44	9.4086	58.8285	73.54	134 Liu, ChiChiu
13	76	8.30	9.1566	57.2530	71.57	81 Law, ChunKit Stanley
14	70	7.78	8.9974	56.2576	70.32	39 Lau, Michael
15	70	7.82	8.9514	55.9698	69.96	51 Leung, KaMing Norris
16	70	7.88	8.8832	55.5437	69.43	100 Chow, SZE SUM
17	78	8.87	8.7937	54.9837	68.73	87 Kwok, Man Kin Roger
18	76	8.75	8.6857	54.3086	67.89	126 Lai, David
19	72	8.38	8.5919	53.7219	67.15	12 Cheung, ChinTung James
20	72	8.41	8.5612	53.5303	66.91	82 Fung, YiuChung Plato
21	78	9.17	8.5060	53.1849	66.48	135 Yu, SauYan Iris
22	74	8.70	8.5057	53.1833	66.48	27 Yau, Tat Pui Thomas
23	76	8.95	8.4916	53.0950	66.37	133 Li, CHUN WAH
24	70	8.29	8.4439	52.7966	66.00	109 Yuen, Wai Chun
25	80	9.50	8.4211	52.6537	65.82	89 Leung, CheukHei
26	76	9.12	8.3333	52.1053	65.13	57 Ng, ManKai Chris
27	70	8.44	8.2938	51.8583	64.82	23 Lee, SiuKee Ray
28	74	8.94	8.2774	51.7556	64.69	158 Leung, chunTat
29	72	8.80	8.1818	51.1579	63.95	14 Liu, KaChun
30	76	9.33	8.1458	50.9325	63.67	45 Lo, Hiu Chun
31	74	9.11	8.1229	50.7898	63.49	54 Lau, Tiffany
32	74	9.12	8.1140	50.7341	63.42	38 Kwong, Wing Tak
33	74	9.26	7.9914	49.9670	62.46	40 Hung, PingKi Norman
34	78	9.81	7.9511	49.7151	62.14	110 Chong, Tim Ming
35	80	10.12	7.9051	49.4279	61.78	62 Lo, Pak Lam Brian
36	78	10.01	7.7922	48.7218	60.90	118 Tam, Tat Yee
37	74	9.67	7.6525	47.8485	59.81	52 Suen, Jonathan
38	74	9.88	7.4899	46.8315	58.54	55 Cheung, Nelson
39	80	10.87	7.3597	46.0175	57.52	125 Chan, HoKee
40	72	9.94	7.2435	45.2907	56.61	121 Fung, Wai Pan
41	72	10.03	7.1785	44.8843	56.11	44 Sham, Ben
42	74	10.35	7.1498	44.7048	55.88	117 Lee, HON CHEUNG

STANDARD -- Overall Stage Results

2010 MMC Rd2

Printed September 19, 2010 at 20:23



Stage 4 -- Stage 4

	PTS	TIME	HIT FACTOR	STAGE POINTS	STAGE PERCENT	COMPETITOR # Name
43	66	9.24	7.1429	44.6617	55.83	59 Ng, KwokWai Ringo
44	72	10.19	7.0658	44.1795	55.22	6 Wong, KwokKit
45	78	11.04	7.0652	44.1762	55.22	3 Lee, TingPok Tommy
46	72	10.24	7.0313	43.9638	54.95	61 Lo, Hoi FungPatrick
47	58	8.27	7.0133	43.8516	54.81	149 Bernard, Liwanag
48	78	11.14	7.0018	43.7796	54.72	53 Ng, Candy
49	76	10.92	6.9597	43.5165	54.40	70 Chan, K.H. Richard
50	78	11.21	6.9581	43.5063	54.38	36 Ng, CheukYin Kelvin
51	63	9.12	6.9079	43.1925	53.99	28 Lam, LokNing Anna
52	78	11.35	6.8722	42.9696	53.71	73 Wong, GeeSang Masher
53	51	7.49	6.8091	42.5747	53.22	16 IP, WingKin Ricky
54	53	8.04	6.5920	41.2176	51.52	138 Chui, ChiPan
55	70	10.65	6.5728	41.0971	51.37	115 Wong, ChinHei
56	59	9.02	6.5410	40.8986	51.12	49 Cheng, KwokKwan Alaric
57	58	9.12	6.3596	39.7645	49.71	116 Li, Kin Fung
58	80	12.66	6.3191	39.5111	49.39	30 Hui, Carlos
59	80	12.73	6.2844	39.2938	49.12	2 Chan, ChiHang Anthony
60	72	11.65	6.1803	38.6429	48.30	131 Lam, Chi Kan Joseph
61	76	12.31	6.1738	38.6028	48.25	98 Lam, Chun Yat
62	66	10.78	6.1224	38.2814	47.85	20 Chow, ChiShing Jester
63	61	10.03	6.0818	38.0270	47.53	72 Yip, SaiKit Eddie
64	62	10.23	6.0606	37.8947	47.37	151 Allen, Salonga
65	80	13.44	5.9524	37.2180	46.52	29 Chan, Ka Keung Steven
66	62	10.49	5.9104	36.9555	46.19	47 Chow, Wing Yue
67	60	10.23	5.8651	36.6723	45.84	68 Cheng, Lik Jeffrey
68	72	12.41	5.8018	36.2763	45.35	122 Tong, Kwun Lun
69	78	13.81	5.6481	35.3154	44.14	96 Feng, Chin Kan
70	58	10.45	5.5502	34.7036	43.38	106 Yau, Leo
71	74	13.75	5.3818	33.6505	42.06	78 Ho, Kai Kit Kenneth
72	62	11.56	5.3633	33.5349	41.92	108 Kwong, Wai Bun
73	66	12.43	5.3097	33.1998	41.50	156 Leung, Siu Kin
74	43	8.41	5.1130	31.9695	39.96	127 Hung, WingKeung
75	62	13.52	4.5858	28.6733	35.84	104 Lee, WAI LOK
76	47	10.41	4.5149	28.2299	35.29	142 Leung, Axel
77	51	11.69	4.3627	27.2784	34.10	107 Wong, HoChing
78	74	19.16	3.8622	24.1490	30.19	64 Lam, Yat Chung Tim
79	0	0.00	0.0000	0.0000	0.00	74 Kung, WingFai Simon

PRODUCTION -- Overall Stage Results

2010 MMC Rd2

Printed September 19, 2010 at 20:23



Stage 4 -- Stage 4

	PTS	TIME	HIT FACTOR	STAGE POINTS	STAGE PERCENT	COMPETITOR # Name
1	72	7.98	9.0226	80.0000	100.00	67 Fan, ChunMan
2	74	8.22	9.0024	79.8216	99.78	94 Leung, Siu Fung
3	74	8.53	8.6753	76.9207	96.15	93 Leung, Siu Ki
4	78	9.00	8.6667	76.8445	96.06	60 Suen, SheungTak Dick
5	76	8.77	8.6659	76.8377	96.05	105 Li, YU PING
6	72	8.45	8.5207	75.5503	94.44	4 Wong, KinWai Tim
7	78	9.96	7.8313	69.4378	86.80	102 Hui, CHUN CHUNG
8	70	9.67	7.2389	64.1848	80.23	153 Rodel, Pacis
9	72	12.58	5.7234	50.7472	63.43	97 Wong, Hei Yin
10	53	9.97	5.3159	47.1347	58.92	95 Lee, Kin Fung

OPEN -- Overall Stage Results

2010 MMC Rd2

Printed September 19, 2010 at 20:23



Stage 5 -- Stage 5

	PTS	TIME	HIT FACTOR	STAGE POINTS	STAGE PERCENT	COMPETITOR # Name
1	94	10.01	9.3906	100.0000	100.00	22 Ng, KamBun Dymosh
2	86	10.04	8.5657	91.2160	91.22	8 Yung, HonPor Ball
3	86	10.42	8.2534	87.8895	87.89	130 Lam, SEEHO Kelvin
4	86	10.48	8.2061	87.3863	87.39	148 Joel, John Ulep
5	90	11.14	8.0790	86.0327	86.03	101 Chung, WAI LUN
6	90	11.21	8.0285	85.4955	85.50	88 Pang, Long Yin
7	84	10.60	7.9245	84.3878	84.39	139 Hung, WAI CHING
8	90	11.45	7.8603	83.7034	83.70	111 Wong, HoYin Stanley
9	86	11.33	7.5905	80.8304	80.83	146 Chan, Kar Man Kimi
10	80	10.63	7.5259	80.1425	80.14	145 Cheung, Pak Wan
11	84	11.22	7.4866	79.7247	79.72	83 Chan, FanWing Fred
12	88	11.83	7.4387	79.2144	79.21	48 tsang, Thomas
13	82	11.04	7.4275	79.0954	79.10	34 Kwok, KungWan Lewis
14	80	10.84	7.3801	78.5899	78.59	137 Lau, KwokFai
15	67	9.18	7.2985	77.7210	77.72	84 Kwok, NgaLun Alan
16	96	13.21	7.2672	77.3882	77.39	143 Law, WaiKit Brian
17	90	12.56	7.1656	76.3061	76.31	35 Wong, Kin Wilkins
18	71	9.92	7.1573	76.2172	76.22	80 Chow, TseLun Allan
19	80	11.26	7.1048	75.6585	75.66	32 Leung, ShunYin Kelvin
20	73	10.31	7.0805	75.3998	75.40	10 Lai, TszChun
21	88	12.54	7.0175	74.7294	74.73	33 Leung, WaiLam
22	82	11.83	6.9315	73.8134	73.81	21 Ng, HonFai Ambromas
23	88	12.85	6.8482	72.9266	72.93	159 Tang, Kam Tim
24	92	13.45	6.8401	72.8403	72.84	76 Chiu, ShukMing Jacky
25	78	11.57	6.7416	71.7906	71.79	1 Lai, Ka Wai
26	75	11.27	6.6548	70.8669	70.87	13 Lau, ChiWai Wilson
27	82	12.43	6.5969	70.2504	70.25	5 Leung, WC Chris
28	98	15.11	6.4858	69.0666	69.07	25 Choi, YatMan Curtis
29	84	13.56	6.1947	65.9669	65.97	85 KOO, TingWai David
30	80	13.01	6.1491	65.4815	65.48	17 Lo, KwokFai
31	86	14.14	6.0820	64.7672	64.77	154 Wong, Johnny
32	65	10.79	6.0241	64.1502	64.15	162 Luk, ChunKit Vincent
33	71	11.88	5.9764	63.6426	63.64	123 Lo, Jenkins
34	73	12.32	5.9253	63.0984	63.10	31 Chan, KinLun Alex
35	79	13.84	5.7081	60.7851	60.79	15 Chan, KinWah Jeff
36	78	13.74	5.6769	60.4525	60.45	147 Sum, Ka Chun Sam
37	98	17.36	5.6452	60.1150	60.11	26 Ng, WaiMing
38	68	12.06	5.6385	60.0438	60.04	144 Loo, ChinChun Roger
39	80	15.18	5.2701	56.1209	56.12	86 Lai, Kwing Chiu
40	69	14.22	4.8523	51.6721	51.67	120 Chan, Hon Shu
41	76	16.18	4.6972	50.0197	50.02	129 Law, Ronald
42	63	13.59	4.6358	49.3659	49.37	113 Wong, Man Wai

OPEN -- Overall Stage Results

2010 MMC Rd2

Printed September 19, 2010 at 20:23




Stage 5 -- Stage 5

PTS	TIME	HIT FACTOR	STAGE POINTS	STAGE PERCENT	COMPETITOR # Name	
43	42	12.00	3.5000	37.2713	37.27	132 Wong, Barry

STANDARD -- Overall Stage Results

2010 MMC Rd2

Printed September 19, 2010 at 20:23




Stage 5 -- Stage 5

	PTS	TIME	HIT FACTOR	STAGE POINTS	STAGE PERCENT	COMPETITOR # Name
1	98	10.01	9.7902	100.0000	100.00	16 IP, WingKin Ricky
2	92	10.33	8.9061	90.9694	90.97	58 Leung, MingHong Denis
3	86	10.97	7.8396	80.0755	80.08	134 Liu, ChiChiu
4	88	11.39	7.7261	78.9163	78.92	20 Chow, ChiShing Jester
5	84	10.99	7.6433	78.0710	78.07	125 Chan, HoKee
6	80	10.52	7.6046	77.6752	77.68	118 Tam, Tat Yee
7	82	11.03	7.4343	75.9358	75.94	11 Cheung, TK Shortman
8	86	11.70	7.3504	75.0794	75.08	126 Lai, David
9	90	12.30	7.3171	74.7387	74.74	19 Tsang, ChiuYin Felix
10	90	12.31	7.3111	74.6780	74.68	38 Kwong, Wing Tak
11	90	12.46	7.2231	73.7790	73.78	117 Lee, HON CHEUNG
12	88	12.23	7.1954	73.4961	73.50	51 Leung, KaMing Norris
13	90	12.63	7.1259	72.7859	72.79	59 Ng, KwokWai Ringo
14	94	13.20	7.1212	72.7381	72.74	133 Li, CHUN WAH
15	90	12.98	6.9337	70.8232	70.82	37 Kung, Ben
16	66	9.54	6.9182	70.6649	70.66	141 Chu, KAILAM
17	78	11.54	6.7591	69.0394	69.04	23 Lee, SiuKee Ray
18	68	10.08	6.7460	68.9059	68.91	7 Lau, KingLam Warout
19	96	14.41	6.6620	68.0480	68.05	138 Chui, ChiPan
20	76	11.84	6.4189	65.5647	65.56	12 Cheung, ChinTung James
21	84	13.12	6.4024	65.3963	65.40	109 Yuen, Wai Chun
22	88	13.86	6.3492	64.8526	64.85	158 Leung, chunTat
23	90	14.19	6.3425	64.7840	64.78	40 Hung, PingKi Norman
24	78	12.61	6.1856	63.1811	63.18	50 Chan, SungChi
25	88	14.25	6.1754	63.0777	63.08	27 Yau, Tat Pui Thomas
26	94	15.28	6.1518	62.8366	62.84	135 Yu, SauYan Iris
27	86	14.03	6.1297	62.6107	62.61	74 Kung, WingFai Simon
28	94	15.34	6.1278	62.5908	62.59	89 Leung, CheukHei
29	86	14.18	6.0649	61.9484	61.95	87 Kwok, Man Kin Roger
30	88	14.58	6.0357	61.6500	61.65	55 Cheung, Nelson
31	78	13.11	5.9497	60.7715	60.77	106 Yau, Leo
32	67	11.31	5.9240	60.5090	60.51	100 Chow, SZE SUM
33	84	14.21	5.9113	60.3800	60.38	54 Lau, Tiffany
34	84	14.26	5.8906	60.1683	60.17	70 Chan, K.H. Richard
35	80	13.59	5.8867	60.1282	60.13	9 Lee, SiuFai
36	65	11.13	5.8401	59.6522	59.65	82 Fung, YiuChung Plato
37	86	14.91	5.7679	58.9154	58.92	151 Allen, Salonga
38	73	12.98	5.6240	57.4455	57.45	52 Suen, Jonathan
39	76	13.65	5.5678	56.8708	56.87	128 Ma, Siu Tung Tony
40	69	12.44	5.5466	56.6548	56.65	149 Bernard, Liwanag
41	78	14.30	5.4545	55.7143	55.71	62 Lo, Pak Lam Brian
42	86	16.28	5.2826	53.9575	53.96	28 Lam, LokNing Anna

STANDARD -- Overall Stage Results

2010 MMC Rd2

Printed September 19, 2010 at 20:23



Stage 5 -- Stage 5

	PTS	TIME	HIT FACTOR	STAGE POINTS	STAGE PERCENT	COMPETITOR # Name
43	94	18.17	5.1734	52.8422	52.84	2 Chan, ChiHang Anthony
44	78	16.15	4.8297	49.3322	49.33	81 Law, ChunKit Stanley
45	86	17.85	4.8179	49.2117	49.21	36 Ng, CheukYin Kelvin
46	92	19.15	4.8042	49.0712	49.07	30 Hui, Carlos
47	69	14.50	4.7586	48.6059	48.61	42 Young, WingLai Johnny
48	68	14.29	4.7586	48.6054	48.61	57 Ng, ManKai Chris
49	73	15.58	4.6855	47.8590	47.86	122 Tong, Kwun Lun
50	76	16.76	4.5346	46.3178	46.32	3 Lee, TingPok Tommy
51	88	19.50	4.5128	46.0952	46.10	156 Leung, Siu Kin
52	69	15.42	4.4747	45.7059	45.71	72 Yip, SaiKit Eddie
53	96	21.57	4.4506	45.4600	45.46	96 Feng, Chin Kan
54	67	15.16	4.4195	45.1423	45.14	142 Leung, Axel
55	80	18.80	4.2553	43.4650	43.47	6 Wong, KwokKit
56	78	18.47	4.2231	43.1356	43.14	29 Chan, Ka Keung Steven
57	74	17.61	4.2022	42.9220	42.92	73 Wong, GeeSang Masher
58	68	16.51	4.1187	42.0697	42.07	39 Lau, Michael
59	59	14.96	3.9439	40.2836	40.28	61 Lo, Hoi FungPatrick
60	59	15.96	3.6967	37.7596	37.76	131 Lam, Chi Kan Joseph
61	37	10.64	3.4774	35.5196	35.52	44 Sham, Ben
62	67	19.68	3.4045	34.7742	34.77	108 Kwong, Wai Bun
63	54	15.92	3.3920	34.6465	34.65	110 Chong, Tim Ming
64	40	12.07	3.3140	33.8502	33.85	45 Lo, Hiu Chun
65	80	24.75	3.2323	33.0159	33.02	64 Lam, Yat Chung Tim
66	47	15.47	3.0381	31.0324	31.03	47 Chow, Wing Yue
67	38	12.69	2.9945	30.5865	30.59	14 Liu, KaChun
68	54	20.89	2.5850	26.4036	26.40	53 Ng, Candy
69	48	18.69	2.5682	26.2325	26.23	78 Ho, Kai Kit Kenneth
70	34	13.52	2.5148	25.6868	25.69	127 Hung, WingKeung
71	54	22.21	2.4313	24.8344	24.83	104 Lee, WAI LOK
72	36	16.55	2.1752	22.2184	22.22	115 Wong, ChinHei
73	50	23.06	2.1683	22.1472	22.15	98 Lam, Chun Yat
74	38	17.60	2.1591	22.0536	22.05	68 Cheng, Lik Jeffrey
75	50	26.37	1.8961	19.3672	19.37	116 Li, Kin Fung
76	80	44.72	1.7889	18.2724	18.27	49 Cheng, KwokKwan Alaric
77	52	29.22	1.7796	18.1774	18.18	107 Wong, HoChing
78	18	13.07	1.3772	14.0671	14.07	46 Tam, Frankie
79	0	0.00	0.0000	0.0000	0.00	121 Fung, Wai Pan

PRODUCTION -- Overall Stage Results

2010 MMC Rd2

Printed September 19, 2010 at 20:23



Stage 5 -- Stage 5

	PTS	TIME	HIT FACTOR	STAGE POINTS	STAGE PERCENT	COMPETITOR # Name
1	84	11.11	7.5608	100.0000	100.00	102 Hui, CHUN CHUNG
2	78	13.05	5.9770	79.0531	79.05	4 Wong, KinWai Tim
3	84	14.16	5.9322	78.4604	78.46	60 Suen, SheungTak Dick
4	82	14.12	5.8074	76.8093	76.81	67 Fan, ChunMan
5	84	15.22	5.5191	72.9961	73.00	153 Rodel, Pacis
6	58	12.29	4.7193	62.4182	62.42	93 Leung, Siu Ki
7	64	14.80	4.3243	57.1943	57.19	105 Li, YU PING
8	72	17.21	4.1836	55.3333	55.33	97 Wong, Hei Yin
9	63	18.45	3.4146	45.1626	45.16	95 Lee, Kin Fung
10	43	14.02	3.0670	40.5653	40.57	94 Leung, Siu Fung

OPEN -- Overall Stage Results

2010 MMC Rd2

Printed September 19, 2010 at 20:23



Stage 6 -- Stage 6

	PTS	TIME	HIT FACTOR	STAGE POINTS	STAGE PERCENT	COMPETITOR # Name
1	144	14.12	10.1983	150.0000	100.00	8 Yung, HonPor Ball
2	132	13.59	9.7130	142.8624	95.24	130 Lam, SEEHO Kelvin
3	142	15.07	9.4227	138.5921	92.39	22 Ng, KamBun Dymosh
4	142	15.18	9.3544	137.5878	91.73	111 Wong, HoYin Stanley
5	134	14.43	9.2862	136.5847	91.06	139 Hung, WAI CHING
6	144	15.68	9.1837	135.0765	90.05	83 Chan, FanWing Fred
7	125	13.68	9.1374	134.3963	89.60	10 Lai, TszChun
8	130	14.25	9.1228	134.1813	89.45	88 Pang, Long Yin
9	134	15.05	8.9037	130.9579	87.31	32 Leung, ShunYin Kelvin
10	140	15.83	8.8440	130.0800	86.72	33 Leung, WaiLam
11	130	14.95	8.6957	127.8985	85.27	137 Lau, KwokFai
12	136	15.84	8.5859	126.2837	84.19	5 Leung, WC Chris
13	122	14.28	8.5434	125.6594	83.77	34 Kwok, KungWan Lewis
14	132	15.65	8.4345	124.0575	82.71	17 Lo, KwokFai
15	142	16.91	8.3974	123.5117	82.34	21 Ng, HonFai Ambromas
16	142	17.30	8.2081	120.7274	80.48	146 Chan, Kar Man Kimi
17	126	15.48	8.1395	119.7190	79.81	84 Kwok, NgaLun Alan
18	138	17.13	8.0560	118.4909	78.99	15 Chan, KinWah Jeff
19	128	16.36	7.8240	115.0774	76.72	148 Joel, John Ulep
20	132	16.91	7.8060	114.8137	76.54	162 Luk, ChunKit Vincent
21	138	18.01	7.6624	112.7013	75.13	123 Lo, Jenkins
22	136	17.89	7.6020	111.8129	74.54	144 Loo, ChinChun Roger
23	122	16.07	7.5918	111.6625	74.44	31 Chan, KinLun Alex
24	128	16.92	7.5650	111.2687	74.18	1 Lai, Ka Wai
25	138	18.33	7.5286	110.7338	73.82	145 Cheung, Pak Wan
26	130	17.39	7.4756	109.9530	73.30	80 Chow, TseLun Allan
27	130	17.72	7.3363	107.9054	71.94	85 KOO, TingWai David
28	130	17.77	7.3157	107.6018	71.73	132 Wong, Barry
29	138	18.90	7.3016	107.3942	71.60	129 Law, Ronald
30	140	19.25	7.2727	106.9697	71.31	143 Law, WaiKit Brian
31	123	17.63	6.9767	102.6163	68.41	13 Lau, ChiWai Wilson
32	126	18.29	6.8890	101.3259	67.55	35 Wong, Kin Wilkins
33	136	19.83	6.8583	100.8741	67.25	25 Choi, YatMan Curtis
34	144	21.13	6.8150	100.2366	66.82	76 Chiu, ShukMing Jacky
35	148	22.65	6.5342	96.1074	64.07	26 Ng, WaiMing
36	124	19.62	6.3201	92.9579	61.97	159 Tang, Kam Tim
37	132	21.13	6.2470	91.8836	61.26	48 tsang, Thomas
38	144	23.52	6.1224	90.0510	60.03	113 Wong, Man Wai
39	142	24.81	5.7235	84.1831	56.12	86 Lai, Kwing Chiu
40	83	14.67	5.6578	83.2169	55.48	101 Chung, WAI LUN
41	148	27.76	5.3314	78.4162	52.28	147 Sum, Ka Chun Sam
42	119	24.43	4.8711	71.6452	47.76	154 Wong, Johnny

OPEN -- Overall Stage Results

2010 MMC Rd2

Printed September 19, 2010 at 20:23




Stage 6 -- Stage 6

	PTS	TIME	HIT FACTOR	STAGE POINTS	STAGE PERCENT	COMPETITOR # Name
43	128	35.86	3.5694	52.5005	35.00	120 Chan, Hon Shu

STANDARD -- Overall Stage Results

2010 MMC Rd2

Printed September 19, 2010 at 20:23



Stage 6 -- Stage 6

	PTS	TIME	HIT FACTOR	STAGE POINTS	STAGE PERCENT	COMPETITOR # Name
1	144	12.58	11.4467	150.0000	100.00	16 IP, WingKin Ricky
2	146	12.81	11.3973	149.3527	99.57	7 Lau, KingLam Warout
3	140	12.71	11.0149	144.3417	96.23	11 Cheung, TK Shortman
4	150	14.19	10.5708	138.5219	92.35	58 Leung, MingHong Denis
5	140	14.00	10.0000	131.0417	87.36	125 Chan, HoKee
6	140	14.29	9.7971	128.3823	85.59	19 Tsang, ChiuYin Felix
7	140	14.93	9.3771	122.8790	81.92	82 Fung, YiuChung Plato
8	134	14.38	9.3185	122.1111	81.41	141 Chu, KAILAM
9	140	15.12	9.2593	121.3349	80.89	9 Lee, SiuFai
10	136	14.73	9.2329	120.9889	80.66	138 Chui, ChiPan
11	138	15.03	9.1816	120.3177	80.21	57 Ng, ManKai Chris
12	146	15.93	9.1651	120.1010	80.07	50 Chan, SungChi
13	140	15.48	9.0439	118.5131	79.01	40 Hung, PingKi Norman
14	136	15.42	8.8197	115.5750	77.05	44 Sham, Ben
15	140	15.98	8.7610	114.8050	76.54	51 Leung, KaMing Norris
16	142	16.40	8.6585	113.4629	75.64	117 Lee, HON CHEUNG
17	144	16.82	8.5612	112.1879	74.79	106 Yau, Leo
18	138	16.15	8.5449	111.9737	74.65	23 Lee, SiuKee Ray
19	136	15.99	8.5053	111.4551	74.30	158 Leung, chunTat
20	140	16.62	8.4236	110.3841	73.59	52 Suen, Jonathan
21	142	17.30	8.2081	107.5602	71.71	87 Kwok, Man Kin Roger
22	134	16.54	8.1016	106.1643	70.78	20 Chow, ChiShing Jester
23	138	17.04	8.0986	106.1253	70.75	116 Li, Kin Fung
24	136	16.82	8.0856	105.9552	70.64	12 Cheung, ChinTung James
25	146	18.31	7.9738	104.4898	69.66	55 Cheung, Nelson
26	134	17.43	7.6879	100.7434	67.16	134 Liu, ChiChiu
27	138	18.04	7.6497	100.2425	66.83	38 Kwong, Wing Tak
28	146	19.11	7.6400	100.1156	66.74	131 Lam, Chi Kan Joseph
29	142	18.63	7.6221	99.8815	66.59	47 Chow, Wing Yue
30	146	19.31	7.5608	99.0786	66.05	133 Li, CHUN WAH
31	142	18.94	7.4974	98.2467	65.50	122 Tong, Kwun Lun
32	128	17.12	7.4766	97.9751	65.32	127 Hung, WingKeung
33	119	15.95	7.4608	97.7678	65.18	100 Chow, SZE SUM
34	146	19.68	7.4187	97.2159	64.81	151 Allen, Salonga
35	144	19.54	7.3695	96.5711	64.38	37 Kung, Ben
36	140	19.13	7.3183	95.9008	63.93	62 Lo, Pak Lam Brian
37	124	17.06	7.2685	95.2472	63.50	149 Bernard, Liwanag
38	134	18.52	7.2354	94.8142	63.21	14 Liu, KaChun
39	134	18.56	7.2198	94.6098	63.07	46 Tam, Frankie
40	134	18.64	7.1888	94.2038	62.80	27 Yau, Tat Pui Thomas
41	125	17.55	7.1225	93.3345	62.22	59 Ng, KwokWai Ringo
42	148	20.81	7.1120	93.1964	62.13	74 Kung, WingFai Simon

STANDARD -- Overall Stage Results

2010 MMC Rd2

Printed September 19, 2010 at 20:23



Stage 6 -- Stage 6

	PTS	TIME	HIT FACTOR	STAGE POINTS	STAGE PERCENT	COMPETITOR # Name
43	126	17.81	7.0747	92.7077	61.81	126 Lai, David
44	130	18.44	7.0499	92.3829	61.59	45 Lo, Hiu Chun
45	132	18.85	7.0027	91.7639	61.18	142 Leung, Axel
46	138	20.11	6.8623	89.9242	59.95	73 Wong, GeeSang Masher
47	142	20.71	6.8566	89.8499	59.90	118 Tam, Tat Yee
48	138	20.29	6.8014	89.1264	59.42	72 Yip, SaiKit Eddie
49	142	21.03	6.7523	88.4827	58.99	110 Chong, Tim Ming
50	138	20.61	6.6958	87.7426	58.50	89 Leung, CheukHei
51	136	20.72	6.5637	86.0119	57.34	3 Lee, TingPok Tommy
52	144	22.97	6.2690	82.1506	54.77	135 Yu, SauYan Iris
53	140	22.48	6.2278	81.6096	54.41	121 Fung, Wai Pan
54	144	24.31	5.9235	77.6224	51.75	2 Chan, ChiHang Anthony
55	144	24.33	5.9186	77.5586	51.71	6 Wong, KwokKit
56	144	24.43	5.8944	77.2411	51.49	68 Cheng, Lik Jeffrey
57	148	25.83	5.7298	75.0839	50.06	30 Hui, Carlos
58	138	24.17	5.7096	74.8190	49.88	115 Wong, ChinHei
59	130	23.07	5.6350	73.8423	49.23	156 Leung, Siu Kin
60	150	27.23	5.5086	72.1860	48.12	96 Feng, Chin Kan
61	112	20.42	5.4848	71.8740	47.92	61 Lo, Hoi FungPatrick
62	140	25.92	5.4012	70.7787	47.19	53 Ng, Candy
63	138	25.59	5.3927	70.6673	47.11	109 Yuen, Wai Chun
64	144	27.51	5.2345	68.5932	45.73	54 Lau, Tiffany
65	140	27.42	5.1058	66.9068	44.60	98 Lam, Chun Yat
66	136	26.66	5.1013	66.8480	44.57	42 Young, WingLai Johnny
67	123	24.51	5.0184	65.7614	43.84	70 Chan, K.H. Richard
68	98	19.69	4.9771	65.2213	43.48	39 Lau, Michael
69	117	23.73	4.9305	64.6097	43.07	104 Lee, WAI LOK
70	140	28.67	4.8832	63.9896	42.66	81 Law, ChunKit Stanley
71	142	29.72	4.7779	62.6108	41.74	128 Ma, Siu Tung Tony
72	94	20.27	4.6374	60.7692	40.51	78 Ho, Kai Kit Kenneth
73	146	35.01	4.1702	54.6475	36.43	29 Chan, Ka Keung Steven
74	142	34.67	4.0958	53.6715	35.78	28 Lam, LokNing Anna
75	142	36.18	3.9248	51.4315	34.29	108 Kwong, Wai Bun
76	87	25.14	3.4606	45.3485	30.23	36 Ng, CheukYin Kelvin
77	142	42.02	3.3793	44.2835	29.52	107 Wong, HoChing
78	132	39.66	3.3283	43.6145	29.08	64 Lam, Yat Chung Tim
79	134	60.61	2.2109	28.9714	19.31	49 Cheng, KwokKwan Alaric

PRODUCTION -- Overall Stage Results

2010 MMC Rd2

Printed September 19, 2010 at 20:23



Stage 6 -- Stage 6

	PTS	TIME	HIT FACTOR	STAGE POINTS	STAGE PERCENT	COMPETITOR # Name
1	134	16.12	8.3127	150.0000	100.00	102 Hui, CHUN CHUNG
2	134	16.23	8.2563	148.9834	99.32	93 Leung, Siu Ki
3	132	16.22	8.1381	146.8502	97.90	60 Suen, SheungTak Dick
4	138	17.27	7.9907	144.1910	96.13	4 Wong, KinWai Tim
5	134	16.79	7.9809	144.0143	96.01	67 Fan, ChunMan
6	138	18.37	7.5122	135.5568	90.37	94 Leung, Siu Fung
7	136	18.72	7.2650	131.0945	87.40	153 Rodel, Pacis
8	138	20.12	6.8588	123.7664	82.51	105 Li, YU PING
9	136	23.69	5.7408	103.5918	69.06	97 Wong, Hei Yin
10	132	30.66	4.3053	77.6879	51.79	95 Lee, Kin Fung



Disqualified Shooters

No.	Name
43	Ng, Steven
56	Cheung, Jacky
66	Chu, YiuCho Joe
69	Wong, Fatstar
75	Lee, Chun Kit Henry
77	Lee, Chun Ho Vincent
92	Kwok, Man Hei
124	Leung, Ping Kei
136	Wong, King Hung Andy
140	Yim, Ching Hei
150	Emilio, Rivera
152	Elemer, VILLAFUERTE
155	Ho, Jos